



The Msunduzi Municipality

THE MSUNDUZI MUNICIPALITY DRAFT REGISTER OF TARIFFS AND CHARGES 2025/2026 (Inclusive of the Rate Randages)

CONTENTS

DEPARTMENT	TARIFFS	
BUDGET & TREASURY OFFICE	Rates	3
BUDGET & TREASURY OFFICE	Municipal Services Deposits	5
BUDGET & TREASURY OFFICE	Tender Documents Deposits	6
BUDGET & TREASURY OFFICE	Valuations	7
COMMUNITY SERVICES	Refuse Removal	8
COMMUNITY SERVICES	Landfill Site	13
COMMUNITY SERVICES	Municipal Halls	14
COMMUNITY SERVICES	Cemetery	21
COMMUNITY SERVICES	Crematoria	22
COMMUNITY SERVICES	Horticulture	24
COMMUNITY SERVICES	Swimming Pools	26
COMMUNITY SERVICES	Sports & Recreational Facilities	28
COMMUNITY SERVICES	Libraries	31
COMMUNITY SERVICES	Fire & Emergency Services	32
COMMUNITY SERVICES	Traffic & Security	35
INFRASTRUCTURE SERVICES	Electricity	36
INFRASTRUCTURE SERVICES	Water & Sanitation	46
SUSTAINABLE DEVELOPMENT & CITY'S DEVELOPMENT	Town Planning	52
SUSTAINABLE DEVELOPMENT & CITY'S DEVELOPMENT	Land Survey	53
SUSTAINABLE DEVELOPMENT & CITY'S DEVELOPMENT	Geographical Informations	55
SUSTAINABLE DEVELOPMENT & CITY'S DEVELOPMENT	Building Control	56
SUSTAINABLE DEVELOPMENT & CITY'S DEVELOPMENT	Advertising Signage	59
SUSTAINABLE DEVELOPMENT & CITY'S DEVELOPMENT	Wayleaves	62
SUSTAINABLE DEVELOPMENT & CITY'S DEVELOPMENT	Human Settlements	63
SUSTAINABLE DEVELOPMENT & CITY'S DEVELOPMENT	Licensing	65
SUSTAINABLE DEVELOPMENT & CITY'S DEVELOPMENT	Health	66
SUSTAINABLE DEVELOPMENT & CITY'S DEVELOPMENT	Airport	69
SUSTAINABLE DEVELOPMENT & CITY'S DEVELOPMENT	Municipal Market	71
ALL DEPARTMENTS	Miscellaneous Charges	73
ALL DEPARTMENTS	Promotion of Access to Information	74

BUDGET AND TREASURY OFFICE
Revenue Management
Rates

	2024/25 R	2025/26 R	% Incr
1. The Rate Randages assessed in terms of the Local Government: Municipal Property Rates Act 6 of 2004 are as follows:			
(a) <u>Vacant Land</u> - no rebate granted	0,0291	0,0297	2,0%
(b) <u>Unauthorised Use</u> (Inclusive of surcharges)	0,0500	0,0510	2,0%
(c) <u>Residential Property</u>	0,0161	0,0164	2,0%
(d) <u>Commercial Property</u>	0,0282	0,0288	2,0%
(e) <u>Industrial Property</u>	0,0282	0,0288	2,0%
(f) <u>Specialised Property</u>	0,0282	0,0288	2,0%
(g) <u>Agricultural Property</u>	0,0039	0,0040	2,0%
(h) <u>Public Service Infrastructure</u>	0,0039	0,0040	2,0%
(i) <u>Rural Communal Property</u> Tariff removed - properties categorised as COMM, RES and VAC	NIL		
(j) <u>Sectional Title Garages - Separately Registered</u>	0,0161	0,0164	2,0%
(k) <u>Mining Property</u>	0,0282	0,0288	2,0%
(l) <u>Public Benefit Organisations</u> Additional Rebate	0,0039 <u>100%</u>	0,0040 <u>100%</u>	2,0%
(m) Public Service Property	0,0282	0,0288	2,0%
(n) Multipurpose Property Applicable tariff will be charged in respect of the combination of categories above.			
2. REBATES:			
<u>Impermissible and Free Value Based Rebates</u>			
(o) No rates shall be levied on the market value of the first R15,000 of Residential Property. A rebate of 100% will be granted on all Residential Property from a value of R15,001 to a value of R100,000.			
<u>Aged Persons (Pensioner Rebate) and Disability Grantees Rebate</u>			
(p) Aged Persons Occupier Owner Applicants: 60 years and over			
Total monthly income of all occupants and owners from all sources (p.m)	R6 108	R6 108	0,00%
%tage Rebate –			
<u>Child Headed Households</u>			
(q) Maximum monthly income of all occupants and owners from all sources (p.m)			
%tage Rebate –	R6 108	R6 108	0,00%
<u>Listed Buildings</u>			
(r) Rates Rebate on Listed Buildings (Maximum Percentage)	40%	40%	
<u>Developers Rebate</u>			
(s) Rates Rebate on Vacant Land Only, Subject to Council's Conditions			
Year 1	100%	100%	
Year 2	66%	66%	
Year 3	33%	33%	

BUDGET AND TREASURY OFFICE
Revenue Management
Rates

	2024/25 Excl.Vat	2025/26 Excl.Vat	% Incr
3. MISCELLANEOUS CHARGES:			
(a) i. Rates Clearance Certificate Application Fee	R474,96	R498,71	5,00%
ii. Duplicate Statement Fee	R80,23	R84,24	5,00%
iii. Duplicate Revenue Clearance Certificate	R120,34	R126,36	5,00%
iv. Fee for Letters of Undertaking	R150,81	R158,35	5,00%
(b) Deeds Search Fee-per search	R60,14	R63,15	5,00%
(c) To search for and prepare any reconciliation, for each hour, or part of an hour, excluding the first half hour, reasonably required for such search and preparation. PLUS Administration Fee (Excluding applications made in terms of the Promotion of Access to Information Act, No. 2 of 2000) PLUS all copies incidental to complete the reconciliation	R152,02 R47,51 R5,70	R159,62 R49,88 R5,98	5,00% 5,00% 5,00%
4. INTEREST RATE AND COLLECTION CHARGES RATE:			
(a) Interest rate per annum (calculated on daily outstanding balance)	11,75%	11,25%	
(b) Collection Charge Rate per annum	NIL	Nil	

BUDGET AND TREASURY OFFICE
Revenue Management
Application for Municipal Services - Deposits

DEPOSITS		2024/2025	2025/2026	
CHURCHES		R2 025,00	R2 126,25	PER METER
BUSINESSES				
20 AMP		R5 675,00	R5 958,75	PER METER
30 AMP		R7 015,00	R7 365,75	PER METER
40 AMP		R8 355,00	R8 772,75	PER METER
50 AMP		R9 710,00	R10 195,50	PER METER
60 AMP		R11 035,00	R11 586,75	PER METER
80 AMP		R12 365,00	R12 983,25	PER METER
100 AMP		R13 705,00	R14 390,25	PER METER
INCLUDING WATER- SINGLE PHASE WITH WATER				
20 AMP		R6 355,00	R6 672,75	PER METER
30 AMP		R8 355,00	R8 772,75	PER METER
40 AMP		R9 710,00	R10 195,50	PER METER
50 AMP		R11 035,00	R11 586,75	PER METER
60 AMP		R12 365,00	R12 983,25	PER METER
80 AMP		R13 705,00	R14 390,25	PER METER
100 AMP		R15 035,00	R15 786,75	PER METER
DOMESTIC-HOUSE, FLATS, COMPLEXES				
WATER ONLY		R2 345,00	R2 462,25	PER METER
WATER & ELECTRICITY	30 AMP	R4 685,00	R4 919,25	PER METER
WATER & ELECTRICITY	40 AMP	R5 015,00	R5 265,75	PER METER
WATER & ELECTRICITY	50 AMP	R5 675,00	R5 958,75	PER METER
WATER & ELECTRICITY	60 AMP	R6 035,00	R6 336,75	PER METER
WATER & ELECTRICITY	80 AMP	R6 340,00	R6 657,00	PER METER
ELECTRICITY ONLY				
	30 AMP	R2 345,00	R2 462,25	PER METER
	40 AMP	R2 605,00	R2 735,25	PER METER
	50 AMP	R3 020,00	R3 171,00	PER METER
	60 AMP	R3 685,00	R3 869,25	PER METER
	80 AMP	R4 350,00	R4 567,50	PER METER

BUDGET AND TREASURY OFFICE
SUPPLY CHAIN MANAGEMENT
Tender Documents Deposits

		2024/25 Excl.Vat	2025/26 Excl.Vat	% Incr
The tender documentation deposit is charged on pick up of a tender document by a tenderer.				
Non-refundable deposit for projects				
Contract Values between				
R 30 000.00 to R 200 000.00		R219,93	R230,93	5,00%
R 200 001.00 to R1 000 000.00		R263,92	R277,12	5,00%
R1 000 001.00 to R5 000 000.00		R659,80	R692,79	5,00%
R5 000 001.00 and over		R1 099,67	R1 154,66	5,00%



BUDGET AND TREASURY OFFICE
REAL ESTATE AND VALUATIONS
Valuations

		2024/25 Excl.Vat	2025/26 Excl.Vat	% Incr
Miscellaneous Charges				
1	Valuation CD	R1 147,67	R1 205,05	5,00%
2	Valuation Certificate	R62,60	R65,73	5,00%
3	Deed search fee	R62,60	R65,73	5,00%
4	Request ito Section 53 of the Municipal Properties Rates Act for reasons for the decision of the Municipal Valuer in respect of objections	R146,07	R153,37	5,00%



**COMMUNITY SERVICES
WASTE MANAGEMENT
Refuse Removal Tariffs**

		2024/25 Excl. Vat	2025/26 Excl. Vat	% Incr
Standard charges for Domestic and Commercial Refuse Removal Based on the relevant Electricity Scale				
<u>Refuse Removal Tariffs</u>				
1	Domestic			
	Single phase up to 80A	R147,17	R157,47	7,00%
	Three phase up to 100A	R147,17	R157,47	7,00%
	Prepayment Meter	R147,17	R157,47	7,00%
2	Multipurpose Property (Applicable to properties utilised for multiple purpose as per the rates category of property)			
	Single phase up to 80A	R223,09	R238,71	7,00%
	Three phase up to 100A	R223,09	R238,71	7,00%
	Prepayment Meter	R223,09	R238,71	7,00%
3	Small Power Users - Business/Commercial			
	Single phase up to 80A	R421,62	R451,13	7,00%
	Three phase up to 100A	R421,62	R451,13	7,00%
4	Large Power Users – Business/Commercial			
	Supply taken at 400V	R421,62	R451,13	7,00%
	Supply taken at 6.6 or 11kV	R421,62	R451,13	7,00%
5	Flats/Simplexes	R124,71	R133,44	7,00%
6	Previously PHB Housing and Informal Settlements (MASS HOUSING) - per household per month	R29,64	R31,72	7,00%
7	Central Business District Main cbd bordered by East(Massukwane), Winston/Victoria, Bulwer, Boschoff, Alan Paton, Prince Alfred, Railway, Pine. Greytown Rd form East To Trichy, Balhambra Way from Greytown Road to Newholme Way, Khan Road from Greytown Road to Deccan Road, Mysore Road from Greytown Road to Bangalore Road, Alan Paton up till King Edward Ave.	R560,69	R599,94	7,00%
8	For areas not being billed but supplied with prepaid electricity meters to cover the cost of co-operative supplied refuse collection services.	R23,53	R25,17	7,00%
9	Qualifying indigent consumers will receive 100% rebate in respect of the applicable charge.			
Interest rate per annum (calculated on daily outstanding balance)		11,75%	11,25%	

COMMUNITY SERVICES
WASTE MANAGEMENT
Refuse Removal Tariff

		2024/25 Excl. Vat	2025/26 Excl. Vat	% Incr
Fees payable for the additional removal and clearance of refuse by arrangement from premises other than those applicable in item 1 are contained within this section.				
1. (a)	Removal of additional domestic refuse: Excluding Central Business District			
	Normal days per collection –			
	(i) 3 x 85l bins or part thereof	R46,64	R49,91	7,00%
	(ii) 240l wheeled bin or part thereof	R46,64	R49,91	7,00%
(b)	Other than normal removal days, per collection –			
	(i) 3 x 85l bins or part thereof	R282,36	R302,12	7,00%
(c)	Where Council refuse containers are used on high density residential developments (simplexes, duplexes, cluster homes etc). The charge for a 1,75m³ container for approx. 10 units, one clearance per week, subject to agreement with the Waste Management Division.	R461,58	R493,89	7,00%
2. (a)	Removal of additional domestic refuse: Central Business District			
	Normal days per collection –			
	(i) 3 x 85l bins or part thereof	R46,81	R50,09	7,00%
	(ii) 240l wheeled bin or part thereof	R46,81	R50,09	7,00%
(b)	Other than normal removal days, per collection –			
	(i) 3 x 85l bins or part thereof	R287,61	R307,74	7,00%
(c)	Where Council refuse containers are used on high density residential developments (simplexes, duplexes, cluster homes etc). The charge for a 1,75m³ container for approx. 10 units, one clearance per week, subject to agreement with the Waste Management Division.	R470,09	R502,99	7,00%
3. (a)	Removal of trade refuse [Industrial/Commercial]:			
	Normal days, per collection –			
	(i) 3 x 85l bins or part thereof	R121,99	R130,52	7,00%
	(ii) 210l drum or part thereof	R121,99	R130,52	7,00%
	(iii) 240l bin or part thereof	R121,99	R130,52	7,00%
	(iv) Removal of additional refuse as per 3(a)(i)-(iii)	R121,99	R130,52	7,00%
(b)	Other than normal removal days, per collection –			
	(i) 3 x 85l bins or part thereof	R270,00	R288,90	7,00%
	(ii) 210l drum or part thereof	R270,00	R288,90	7,00%
	(iii) 240l bin or part thereof	R270,00	R288,90	7,00%

COMMUNITY SERVICES
WASTE MANAGEMENT
Refuse Removal Tariffs


		2024/25 Excl. Vat	2025/26 Excl. Vat	% Incr
4	Removal of industrial refuse [Industrial/Commercial]:			
(a)	(i) per load or part thereof [maximum 15 m³] removed as a once off clearance	R4 637,13	R4 961,73	7,00%
	(ii) bulk refuse containers [15 m³] hire thereof, including a once off clearance	R3 490,61	R3 734,95	7,00%
	(iii) bulk refuse containers [maximum 15 m³] hire thereof, including one clearance per v	R3 380,06	R3 616,66	7,00%
	(iv) second clearance	R2 340,42	R2 504,25	7,00%
	(v) each additional clearance	R2 099,46	R2 246,42	7,00%
	(b) small mobile refuse containers [approx. 0,24m³] available in Otto Bin serviced areas only:			
	(i) hire thereof, including one clearance per week.	R129,41	R138,47	7,00%
	(ii) second clearance	R97,70	R104,54	7,00%
	(iii) each additional clearance	R89,28	R95,53	7,00%
	(c) small mobile refuse containers [approx. 1 m³] available in Otto Bin services areas only:			
	(i) hire thereof, including one clearance per week.	R518,06	R554,33	7,00%
	(ii) second clearance	R382,14	R408,89	7,00%
	(iii) each additional clearance	R333,92	R357,29	7,00%
	(d) small mobile refuse containers [approx. 2 m³]:			
	(i) hire thereof as a once off clearance	R842,39	R901,35	7,00%
	(ii) hire per week, including one clearance	R765,62	R819,22	7,00%
	(iii) second clearance	R397,50	R425,32	7,00%
	(iv) each additional clearance	R348,35	R372,74	7,00%
	(e) 7 m³ refuse skips available in south-west area only:			
	(i) hire thereof, including one clearance per week.	R1 691,70	R1 810,12	7,00%
	(ii) second clearance	R1 185,15	R1 268,11	7,00%
	(iii) each additional clearance	R1 008,84	R1 079,46	7,00%
5	The tariff for the removal of refuse from properties owned by the State & Municipal Departments:			
	240l			
	(i) hire thereof, including one clearance per week.	R130,66	R139,81	7,00%
	(ii) second clearance	R97,70	R104,54	7,00%
	(iii) each additional clearance	R89,53	R95,80	7,00%
	1 100l			
	(i) hire thereof, including one clearance per week.	R495,54	R530,22	7,00%
	(ii) second clearance	R365,37	R390,95	7,00%
	(iii) each additional clearance	R310,64	R332,38	7,00%

COMMUNITY SERVICES
WASTE MANAGEMENT
Refuse Removal Tariffs

		2024/25 Excl. Vat	2025/26 Excl. Vat	% Incr
1,75m³				
(i)	hire thereof, including once off clearance	R805,84	R862,25	7,00%
(ii)	hire per week, including one clearance per week	R732,50	R783,77	7,00%
(iii)	second clearance	R380,23	R406,84	7,00%
(iv)	each additional clearance	R333,25	R356,58	7,00%
7m³				
(i)	hire thereof, including one clearance per week	R1 617,85	R1 731,10	7,00%
(ii)	Second clearance	R1 144,10	R1 224,18	7,00%
(iii)	Each additional clearance	R965,21	R1 032,77	7,00%
15m³				
(i)	per load or part thereof removed as a once off clearance	R4 637,13	R4 961,73	7,00%
(ii)	hire thereof, including a once off clearance	R3 490,61	R3 734,95	7,00%
(iii)	hire thereof, including once off clearance per week	R3 380,06	R3 616,66	7,00%
(iv)	second clearance	R2 340,42	R2 504,25	7,00%
(v)	each additional clearance	R2 099,46	R2 246,42	7,00%
20m³				
(i)	per load or part thereof removed as a once off clearance	R6 182,47	R6 615,25	7,00%
(ii)	hire thereof, including a once off clearance	R4 653,73	R4 979,49	7,00%
(iii)	hire thereof, including once off clearance per week	R4 507,21	R4 822,72	7,00%
(iv)	second clearance	R3 161,87	R3 383,20	7,00%
(v)	each additional clearance	R2 799,91	R2 995,91	7,00%
25m³				
(i)	per load or part thereof removed as a once off clearance	R7 728,32	R8 269,30	7,00%
(ii)	hire thereof, including a once off clearance	R5 817,60	R6 224,83	7,00%
(iii)	hire thereof, including a once off clearance per week	R5 633,62	R6 027,97	7,00%
(iv)	second clearance	R3 951,94	R4 228,57	7,00%
(v)	each additional clearance	R3 500,21	R3 745,22	7,00%
6	Removal and clearances from properties outside the refuse removal area:	Applicable Tariff plus 20%	Applicable Tariff plus 20%	

COMMUNITY SERVICES
WASTE MANAGEMENT
Refuse Removal Tariffs

		2024/25 Excl. Vat	2025/26 Excl. Vat	% Incr
7	Dead animals [per carcass] during working hours –			
(a)	(i) dog or cat	R795,16	R850,82	7,00%
	(ii) sheep, goat, calf or pig	R1 192,66	R1 276,14	7,00%
	(iii) ox, cow, bull, horse, mule or donkey	R2 570,71	R2 750,66	7,00%
	(b) outside working hours –			
	(i) dog or cat	R887,86	R950,01	7,00%
	(ii) sheep, goat, calf or pig	R2 252,81	R2 410,51	7,00%
	(iii) ox, cow, bull, horse, mule or donkey	R4 505,63	R4 821,02	7,00%
The fees specified in this item shall be payable upon demand or otherwise may be arranged with the Council.				
8	Euthanased animals [per carcass]:			
(a)	Removal of dog and cat carcasses from the premises owned or occupied by registered veterinary practitioners –			
	(i) during normal working hours	R265,08	R283,64	7,00%
	(ii) after normal working hours	R954,11	R1 020,90	7,00%
(b)	removal of carcasses other than dogs and cats shall be charged at the fees prescribed in items 3 and 4 as the case may be.			
	Recycling			
(c)	Supply of clear plastic bag and collection of recyclables thereof	R9,64	R10,32	7,00%



COMMUNITY SERVICES
WASTE MANAGEMENT
Landfill Site Tariffs

		2024/25 Excl. Vat	2025/26 Excl. Vat	% Incr
1	The tariff for the disposal of refuse at the New England Road Landfill Site –			
	(a) general domestic refuse, inert trade refuse, per 250kg or part thereof	R78,94	R84,47	7,00%
	(b) mixed refuse (garden, domestic, trade refuse, including builder's rubble) per 250kg or part thereof	R78,94	R84,47	7,00%
	(c) industrial sludges, subject to agreement and approval by the Landfill Manager per 250kg or part thereof	R340,39	R364,21	7,00%
	(d) builder's rubble and excavated material per 250kg or part thereof	R25,76	R27,56	7,00%
	(e) bulk food waste and condemned food per 250kg or part thereof	R178,65	R191,15	7,00%
	(f) garden refuse, per 250kg or part thereof	R25,76	R27,56	7,00%
	(g) finely divided excavated material with the maximum stone content of 10% and maximum stone size of 100mm per 250kg or part thereof	R11,86	R12,69	7,00%
	(h) Sawdust and woodwaste, per 250kg or part thereof	R120,27	R128,69	7,00%
	Provided that no charge shall be payable for the disposal of –			
	(i) garden refuse by <u>bona fide</u> householders where such refuse is conveyed in motor cars, trailers with a nominal capacity not greater than 0,5 tonne and light delivery vehicles with a nominal capacity not greater than 1 tonne and deposited in the garden refuse containers.	Existing concession	Existing concession	
	(ii) builder's rubble by <u>bona fide</u> householders and casual builders where such rubble is conveyed in vehicles with a nominal capacity not greater than 1 tonne and deposited in the demarcated area on the Landfill site.	1 Tonne - limit	1 Tonne - limit	
	(iii) garden refuse by <u>bona fide</u> householders where such refuse is conveyed in vehicles with a nominal capacity not greater than 1 tonne and deposited in the demarcated area on the Landfill Site	1 Tonne - limit	1 Tonne - limit	
	(iv) soil, ash and sand which the Landfill Site Manager has agreed in advance is suitable cover material, delivered in trucks of minimum 5 tonne capacity.	No change to existing concession	No change to existing concession	
2	Tariff for the voluntary weighing of vehicles (per vehicle)	R65,18	R69,75	7,00%
3	That parking of a vehicle, trailer or container be not more than 8 hours at the New England Road Site, or on the road reserve adjacent to the site For each 8 hour period (per unit)	R721,98	R772,52	7,00%
4	Building Rubble: deposit payable when submitting a building plan for approval and refundable upon proof of disposal on the landfill site.	R2 427,51	R2 597,44	7,00%
5	Illegal Dumping: a collection and disposal fee per 1,75m³ container load for refuse or rubble dumped on a road verge in front of or next to a property. Vehicles may be impounded as deemed necessary.	R16 663,62	R17 830,07	7,00%
6	Florescent Tubes – complete tubes to be deposited in specialized containers located in the recycling area. Per 250 kgs or part thereof	R156,27	R167,21	7,00%

COMMUNITY SERVICES
Community Halls

		2024/25 Excl.Vat	2025/26 Excl.Vat	% Incr
<u>City Hall and Musical Instruments</u>				
1	Main Hall			
	Hire of Main Hall (inclusive of fire protection)	R7 132,04	R7 559,96	6,00%
	After Midnight per hour or part thereof	R1 142,81	R1 211,38	6,00%
	Per hour of Preparations/Rehearsals	R483,27	R512,26	6,00%
	Deposit Refundable - damage/breakage etc. and overtime for caretakers and cleaners	R10 362,98	R10 984,76	6,00%
2	Hire of Musical Instruments			
	Grand Piano (August Forster) Per performance	R969,67	R1 027,85	6,00%
	Per hour of Rehearsals	R150,37	R159,39	6,00%
	Grand Piano (Steinway) Per Performance	R1 612,98	R1 709,76	6,00%
	Per Hour of Rehearsals	R150,37	R159,39	6,00%
	Organ per Performance	R1 612,98	R1 709,76	6,00%
	Per Hour of Rehearsals	R150,37	R159,39	6,00%



COMMUNITY SERVICES

Community Halls

Scale A

**2024/25
Excl.Vat**

**2025/26
Excl.Vat**

% Incr

Ashdown Hall
Unit "S" Hall
Imbali
Unit "J"
Unit "N"
Plessislaer
Georgetown

1. PRIVATE FUNCTIONS

1,1 Profit-making functions, banquets, theatre and the like,				
Charge per 12 hours	R2 783,79	R2 950,82	6,00%	
Additional time per hour	R579,03	R613,77	6,00%	
Deposit	R4 607,40	R4 883,84	6,00%	
Overtime charges per hour on weekends & public holidays	R324,78	R344,26	6,00%	
1,2 Fund-raising functions by sporting, religious, social & cultural institutions recognized by the Council.				
Charge per 12 hours	R1 855,86	R1 967,21	6,00%	
Additional time per hour	R347,05	R367,87	6,00%	
Deposit	R4 607,40	R4 883,84	6,00%	
Overtime charges per hour on weekends & public holidays	R324,78	R344,26	6,00%	
1,3 Weddings, receptions, parties, choir performances and the like,				
Charge per 12 hours	R2 551,81	R2 704,92	6,00%	
Additional time per hour	R579,03	R613,77	6,00%	
Deposit	R4 607,40	R4 883,84	6,00%	
Overtime charges per hour on weekends & public holidays	R324,78	R344,26	6,00%	

2. COMMUNITY ACTIVITIES

2.1.1 Institutional activities of political, educational, cultural or sporting bodies recognized by the Council.				
Charge per hour: Monday to Thursday	R463,96	R491,80	6,00%	
Deposit	R2 468,25	R2 616,34	6,00%	
2.1.2 Religious Activities (Church Services): Charge per hour				
Monday to Thursday	R463,96	R491,80	6,00%	
Deposit	R2 468,25	R2 616,34	6,00%	
Sundays - minimum 3hrs Hire				
2.2 Activities of the Community Awareness Project and of groups, clubs etc., affiliated with the Project or sponsored by it.				
Per uninterrupted period not exceeding 3 hours: Monday to Thursday	R695,95	R737,70	6,00%	
Deposit	R2 468,25	R2 616,34	6,00%	
2.3 Rehearsals:				
Rehearsals per hour: Monday to Thursday	R417,57	R442,62	6,00%	
Deposit	R2 468,25	R2 616,34	6,00%	
2.4 Pre-Schools				
Per uninterrupted period not exceeding 6 hours	R231,98	R245,90	6,00%	
Deposit	R2 468,25	R2 616,34	6,00%	
Vulindlela Halls/Vulindlela Halls & Buffer Strip Community Hall				
2.5 Hire of Hall	R1 744,23	R1 848,88	6,00%	
Refundable Deposit	R1 744,23	R1 848,88	6,00%	
2.6 Overtime charges per hour on weekends & public holidays	R324,78	R344,26	6,00%	

COMMUNITY SERVICES
Community Halls

<u>Scale B</u>		2024/25 Excl.Vat	2025/26 Excl.Vat	% Incr
	Truro Main Hall			
1. PRIVATE FUNCTIONS				
1.1	Profit-making functions, banquets, theatre and the like, Charge per 12 hours Additional time per hour Deposit Overtime charges per hour on weekends & public holidays	R6 495,51 R579,03 R4 607,40 R324,78	R6 885,24 R613,77 R4 883,84 R344,26	6,00% 6,00% 6,00% 6,00%
1.2	Fund-raising functions by sporting, religious, social & cultural institutions recognized by the Council. Charge per 12 hours Additional time per hour Deposit Overtime charges per hour on weekends & public holidays	R5 335,60 R463,96 R4 607,40 R324,78	R5 655,73 R491,80 R4 883,84 R344,26	6,00% 6,00% 6,00% 6,00%
1.3	Weddings, receptions, parties, choir performances and the like, Charge per 12 hours (Hall+Sec 1) Additional time per hour Deposit Overtime charges per hour on weekends & public holidays	R6 495,51 R579,03 R4 607,40 R324,78	R6 885,24 R613,77 R4 883,84 R344,26	6,00% 6,00% 6,00% 6,00%
2. COMMUNITY ACTIVITIES				
2.1.1	Institutional activities of political, educational, cultural or sporting bodies recognized by the Council. Charge per hour: Monday to Thursday Deposit	R695,95 R2 468,25	R737,70 R2 616,34	6,00% 6,00%
2.1.2	Religious Activities (Church Services): Charge per hour Monday to Thursday Deposit Sundays - minimum 3hrs Hire	R695,95 R2 468,25	R737,70 R2 616,34	6,00% 6,00%
2.2	Activities of the Community Awareness Project and of groups, clubs etc., affiliated with the Project or sponsored by it. Per uninterrupted period not exceeding 3 hours: Monday to Thursday Deposit	R695,95 R2 468,25	R737,70 R2 616,34	6,00% 6,00%
2.3	Rehearsals: Rehearsals per hour: Monday to Thursday Deposit	R579,03 R2 468,25	R613,77 R2 616,34	6,00% 6,00%
2.4	Overtime charges per hour on weekends & public holidays	R324,78	R344,26	6,00%

COMMUNITY SERVICES
Community Halls

Scale C

		2024/25	2025/26	
		Excl.Vat	Excl.Vat	% Incr
Bombay Road Hall plus Annexure I or Annexure II AF Wood Hall and Annexe Grange Hall plus Annexe				
<u>1. PRIVATE FUNCTIONS</u>				
1.1 Profit-making functions, banquets, theatre and the like,				
	Charge per 12 hours (Hall+Annex1)	R5 084,43	R5 389,49	6,00%
	Additional time per hour	R579,03	R613,77	6,00%
	Deposit	R4 607,40	R4 883,84	6,00%
	Overtime charges per hour on weekends & public holidays	R324,78	R344,26	6,00%
1.2 Fund-raising functions by sporting, religious, social & cultural institutions recognized by the Council.				
	Charge per 12 hours (Hall+Annex1)	R4 175,68	R4 426,23	6,00%
	Additional time per hour	R347,05	R367,87	6,00%
	Deposit	R4 607,40	R4 883,84	6,00%
	Overtime charges per hour on weekends & public holidays	R324,78	R344,26	6,00%
1.3 Weddings, receptions, parties, choir performances and the like,				
	Charge per 12 hours (Hall+Annex1)	R4 639,65	R4 918,03	6,00%
	Additional time per hour	R579,03	R613,77	6,00%
	Deposit	R4 607,40	R4 883,84	6,00%
	Overtime charges per hour on weekends & public holidays	R324,78	R344,26	6,00%
<u>2. COMMUNITY ACTIVITIES</u>				
2.1.1 Institutional activities of political, educational, cultural or sporting bodies recognized by the Council.				
	Charge per hour: Monday to Thursday	R463,96	R491,80	6,00%
	Deposit	R2 468,25	R2 616,34	6,00%
2.1.2 Religious Activities (Church Services): Charge per hour				
	Monday to Thursday	R463,96	R491,80	6,00%
	Deposit	R2 468,25	R2 616,34	6,00%
	Sundays - minimum 3hrs Hire			
2.2 Activities of the Community Awareness Project and of groups, clubs etc., affiliated with the Project or sponsored by it.				
	Per uninterrupted period not exceeding 3 hours: Monday to Thursday	R695,95	R737,70	6,00%
	Deposit	R2 468,25	R2 616,34	6,00%
2.3 Rehearsals:				
	Rehearsals per hour: Monday to Thursday	R417,57	R442,62	6,00%
	Deposit	R2 468,25	R2 616,34	6,00%
2.4 Pre-Schools				
	Per uninterrupted period not exceeding 6 hours	R231,98	R245,90	6,00%
	Deposit	R2 468,25	R2 616,34	6,00%
2.5 Overtime charges per hour on weekends & public holidays		R324,78	R344,26	6,00%

COMMUNITY SERVICES
Community Halls

Scale D

		2024/25 Excl.Vat	2024/25 Excl.Vat	% Incr
	Truro Center – Secondary Hall II			
	Bombay Road Hall			
	Eastwood Theater			
	Eastwood Hall			
	AF Wood Hall			
	Woodlands Hall			
	Grange Hall			
	Sobantu			
1. PRIVATE FUNCTIONS				
1.1	Profit-making functions, banquets, theatre and the like,			
	Charge per 12 hours	R3 711,72	R3 934,42	6,00%
	Additional time per hour	R579,03	R613,77	6,00%
	Deposit	R4 607,40	R4 883,84	6,00%
	Overtime charges per hour on weekends & public holidays	R324,78	R344,26	6,00%
1.2	Fund-raising functions by sporting, religious, social & cultural institutions recognized by the Council.			
	Charge per 12 hours	R2 783,79	R2 950,82	6,00%
	Additional time per hour	R347,05	R367,87	6,00%
	Deposit	R4 607,40	R4 883,84	6,00%
	Overtime charges per hour on weekends & public holidays	R324,78	R344,26	6,00%
1.3	Weddings, receptions, parties, choir performances and the like,			
	Charge per 12 hours	R3 479,74	R3 688,52	6,00%
	Additional time per hour	R579,03	R613,77	6,00%
	Deposit	R4 607,40	R4 883,84	6,00%
	Overtime charges per hour on weekends & public holidays	R324,78	R344,26	6,00%
2. COMMUNITY ACTIVITIES				
2.1.1	Institutional activities of political, educational, cultural or sporting bodies recognized by the Council.			
	Charge per hour: Monday to Thursday	R463,96	R491,80	6,00%
	Deposit	R2 468,25	R2 616,34	6,00%
2.1.2	Religious Activities (Church Services): Charge per hour			
	Monday to Thursday	R463,96	R491,80	6,00%
	Deposit	R2 468,25	R2 616,34	6,00%
2.2	Activities of the Community Awareness Project and of groups, clubs etc., affiliated with the Project or sponsored by it.			
	Per uninterrupted period not exceeding 3 hours: Monday to Thursday	R695,95	R737,70	6,00%
	Deposit	R2 468,25	R2 616,34	6,00%
	Sundays - minimum 3hrs Hire			
2.3	Rehearsals:			
	Rehearsals per hour: Monday to Thursday	R417,57	R442,62	6,00%
	Deposit	R2 468,25	R2 616,34	6,00%
2.4	Pre-Schools			
	Per uninterrupted period not exceeding 6 hours	R231,98	R245,90	6,00%
	Deposit	R2 468,25	R2 616,34	6,00%
2.5	Overtime charges per hour on weekends & public holidays	R324,78	R344,26	6,00%

COMMUNITY SERVICES

Community Halls

Scale E

	2024/25 Excl.Vat	2025/26 Excl.Vat	% Incr
Truro Center – Secondary Hall I			
Truro Social Center I			
Truro Social Center II			
Bombay Rd - Annexe I or II			
Eastwood Social Center			
AF Wood Annexe			
Grange Annexe			
Glenwood Hall			
1. PRIVATE FUNCTIONS			
1.1 Profit-making functions, banquets, theatre and the like,			
Charge per 12 hours	R2 319,82	R2 459,01	6,00%
Additional time per hour	R579,03	R613,77	6,00%
Deposit	R4 607,40	R4 883,84	6,00%
Overtime charges per hour on weekends & public holidays	R324,78	R344,26	6,00%
1.2 Fund-raising functions by sporting, religious, social & cultural institutions recognized by the Council.			
Charge per 12 hours	R2 078,56	R2 203,28	6,00%
Additional time per hour	R347,05	R367,87	6,00%
Deposit	R4 607,40	R4 883,84	6,00%
Overtime charges per hour on weekends & public holidays	R324,78	R344,26	6,00%
1.3 Weddings, receptions, parties, choir performances and the like,			
Charge per 12 hours	R2 319,82	R2 459,01	6,00%
Additional time per hour	R579,03	R613,77	6,00%
Deposit	R4 607,40	R4 883,84	6,00%
Overtime charges per hour on weekends & public holidays	R324,78	R344,26	6,00%
2. COMMUNITY ACTIVITIES			
2.1.1 Institutional activities of political, educational, cultural or sporting bodies recognized by the Council.			
Charge per hour: Monday to Thursday	R463,96	R491,80	6,00%
Deposit	R2 468,25	R2 616,34	6,00%
2.1.2 Religious Activities (Church Services): Charge per hour			
Monday to Thursday	R463,96	R491,80	6,00%
Deposit	R2 468,25	R2 616,34	6,00%
2.2 Activities of the Community Awareness Project and of groups, clubs etc., affiliated with the Project or sponsored by it.			
Per uninterrupted period not exceeding 3 hours: Monday to Thursday	R695,95	R737,70	6,00%
Deposit	R2 468,25	R2 616,34	6,00%
Sundays - minimum 3hrs Hire			
2.3 Rehearsals:			
Rehearsals per hour: Monday to Thursday	R417,57	R442,62	6,00%
Deposit	R2 468,25	R2 616,34	6,00%
2.4 Pre-Schools			
Per uninterrupted period not exceeding 6 hours	R231,98	R245,90	6,00%
Deposit	R2 468,25	R2 616,34	6,00%
2.5 Overtime charges per hour on weekends & public holidays	R324,78	R344,26	6,00%

COMMUNITY SERVICES
Community Halls

<u>Winston Churchill Theatre</u>	2024/25 Excl.Vat	2025/26 Excl.Vat	% Incr
Full Theatre			
Per day	R5 796,87	R6 144,68	6,00%
Rehearsals (per hour): Monday to Thursday	R695,58	R737,31	6,00%
Lascelles Room – Per Performance	R3 478,07	R3 686,75	6,00%
Lascelles Room – Rehearsal (per hour): Monday to Thursday	R463,78	R491,61	6,00%
Deposit	R5 938,75	R6 295,08	6,00%
Deposits for Live Shows at the Winston Churchill Theatre	R7 651,90	R8 111,01	6,00%
Overtime labour charges per hour on weekends & public holidays	R324,59	R344,07	6,00%

** Confirmation of Hire subject to obtaining a permit from the Environmental Health Division of the Msunduzi Municipality.

MISCELLANEOUS CHARGES

1	Excessive cleaning after functions (per hour)	R695,95	R737,70	6,00%
2	Cooking facilities (Including gas, pot, spoons)	R811,57	R860,26	6,00%
3	Extra time after midnight			
4	SAMRO Performing Rights – per function	R115,99	R122,95	6,00%

GENERAL COMMENTS

For tariff rates on Community based activities/functions on weekends and public holidays, refer to section 1.2 on the tariff schedule.

Daily pre-school hire is restricted to Annexe and Secondary Halls.

In the event of the Free use of halls on weekends, the hirer is required to pay the overtime for 2 Caretakers X number of hours
All free use bookings: Hirers to provide their own toiletries and pay the required deposit which will be used to offset any damages to Council property
Excessive cleaning: The Hirer is required to pay for 4 General employees X 5 hours X the applicable rate

ANIMAL POUNDING

Call out any time per hour

R560

New

**COMMUNITY SERVICES
SPORT AND RECREATION
Cemetery**

**Mountain Rise Cemetery
Cemetery and Crematoria Tariffs**

A. Cemetery Tariffs for Residents

		2024/25 Excl.Vat	2025/26 Excl.Vat	% Incr
1	Private Graves			
	Reserved Site (including maintenance levy)	R8 347	R8 765	5,00%
	Unreserved Site – Adult (including maintenance levy)	R6 956	R7 304	5,00%
	Child under 12 years of age (including maintenance levy)	R3 664	R3 847	5,00%
	Child under 1 year or stillborn (including maintenance levy)	R2 342	R2 459	5,00%
	Ashes	R325	R341	5,00%
	Second Internment –			
	Adult	R1 275	R1 339	5,00%
	Child	R580	R609	5,00%
2	Public Grave			
	Adult	R1 739	R1 826	5,00%
	Child under 12 years of age	R812	R852	5,00%
	Child under 1 year or stillborn	R371	R390	5,00%
The charge for the burial of newly born child and mother in the same coffin shall be the same as for a single adult.				
3	Miscellaneous			
	Exhumation of body	R3 664	R3 847	5,00%
	Permit to erect memorial per grave site	R696	R730	5,00%
	Permit to erect kerbs only – (No inscription) per grave site	R348	R365	5,00%
	Permit to add inscription	R348	R365	5,00%
	Transfer of Grave Site	R348	R365	5,00%
	Rental of Storage Material Bins (payable annually in advance) per annum	R267	R280	5,00%
	Overtime labour charge additional to normal burial fees for funeral commenced or concluded after 16H00 per funeral, per hour or part thereof	R371	R390	5,00%
	Lengthening or widening of Graves	R1 020	R1 071	5,00%
	Overtime labour charge in addition to the normal burial fee, for burials On Saturday	R510	R536	5,00%
	On Sundays an public holidays per burial	R696	R730	5,00%
	Late arrival of body for burial (for each quarter of an hour or part thereof)	R348	R365	5,00%

**COMMUNITY SERVICES
SPORT AND RECREATION
Crematoria**

		2024/25 Excl.Vat	2025/26 Excl.Vat	% Incr
B. Crematorium Tariffs for Residents				
1	Cremation Fees:			
	Person over 12 years of age	R2 615	R2 746	5,00%
	Child 12 years of age and under	R654	R686	5,00%
	Person certified as indigent	R610	R641	5,00%
	Overtime labour charge additional to normal Cremation fees for cremations on Saturdays	R479	R503	5,00%
	Cremation fees for cremations on Sundays and public holidays per cremation	R643	R675	5,00%
2	Space for Tablet at Memorial Wall			
	Note: Space for tablet may not be purchased except for immediate use, and shall be allocated in sequence upon application to the Registrar. The tablets shall be of white marble 30mm thick and of such a length and breadth as to fit into a recess 22.5 mm wide by 175 mm high. The finished face of the tablet shall be recessed 6mm from the face of the brick surround.			
	Space for inscribed tablet	R800	R840	5,00%
	Each subsequent inscription thereon	R325	R341	5,00%
3	Niche is columbarium and deposit therein of ashes			
	Note: Niches may not be purchased except for the immediate deposit of ashes and shall be allocated in sequence upon application to the Registrar. The niche must be sealed by a white marble tablet 25 mm thick and of such a length and breadth as to fit an opening 260 mm wide by 195 mm high. The finished face of the tablet shall be recessed 6 mm from the face of the brick surround.			
	Purchase of Niche	R2 203	R2 313	5,00%
	Each subsequent deposit of ashes in the same niche	R580	R609	5,00%
4	Safekeeping of ashes for a period exceeding 14 days from day of cremation, per week or part thereof	R232	R243	5,00%
	Note: If the ashes are removed or scattered in the Garden of Remembrance by a representative of the deceased within 14 days of the cremation, this charge will not be made.			
5	Purchase of grave 60 cm x 38 cm and interment of urn or casket containing ashes	R406	R426	5,00%
	Each subsequent deposit of ashes in the same grave	R267	R280	5,00%
	Note: Graves may not be purchased except for immediate use and shall be allocated in sequence upon application to the Registrar.			

**COMMUNITY SERVICES
SPORT AND RECREATION
Crematoria**

		2024/25 Excl.Vat	2025/26 Excl.Vat	% Incr
6	Late arrival of body at Crematorium (For each quarter or part thereof)	R301	R317	5,00%
7	Permit to erect memorial	R243	R256	5,00%
8	Use of Chapel			

C. Tariffs for Non-Residents

The scale of charges for non-residents shall be **double** the scale of residents, except in respect of charges for additional or overtime labour.

Azalea Cemetery Fee

1	Grave Sites – Residents			
	Family Grave	R301	R317	5,00%
	Single Grave	R232	R243	5,00%
	Child's Grave (12yrs and younger)	R220	R231	5,00%
	Grave for stillborn Child	R185	R195	5,00%
	Exhumation	R2 609	R2 739	5,00%
	Reburial	R267	R280	5,00%
	Enlargement of Grave	R232	R243	5,00%
	Sundays and Public Holidays	R696	R730	5,00%
2	Grave Sites – Non-Residents			
	Family Grave	R603	R633	5,00%
	Single Grave	R464	R487	5,00%
	Child's Grave (12yrs and younger)	R434	R455	5,00%
	Grave for stillborn Child	R371	R390	5,00%
	Exhumation	R2 609	R2 739	5,00%
	Reburial	R533	R560	5,00%
	Enlargement of Grave	R1 368	R1 436	5,00%

Once the Azalea Cemetery is closed, the Mountain Rise Cemetery will be effective as a one tariff structure for cemeteries.

**COMMUNITY SERVICES
SPORT AND RECREATION
Horticulture**

			2024/25 Excl.Vat	2025/26 Excl.Vat	% Incr
<u>Production and Display</u>					
1	Loan and Hire of Plants and other Decorative Features	Non profit organizations will be afforded the loan of palms for the decoration of functions that are to the benefit of the community and the upliftment of the City.			
		Profit making organizations – Hire of Palms per unit per function For functions that are to the benefit of the community and the upliftment of the City.	R157	R165	5,00%
		Damages incurred to plants and decorative features while on loan/hire are for the account of the organization.			
2	City Hall – Main Hall	Wings of Stage	R1 394	R1 464	5,00%
		Full Stage	R13 995	R14 694	5,00%
		Reception Point	R1 384	R1 453	5,00%
		Organ Steps	R2 778	R2 917	5,00%
		Base of Stage	R3 491	R3 665	5,00%
		Foliage Division	R3 491	R3 665	5,00%
		Palms around the Hall	R2 453	R2 576	5,00%
3	City Hall – Other Decorations	Water Feature (5m diam)	R12 579	R13 208	5,00%
		Fountain (1-1.5m diam)	R1 740	R1 827	5,00%
		Two meter diameter Decoration	R1 394	R1 464	5,00%
4	Sale of Plants				
	4.1 Trees, Shrubs and Ground cover				
	Nursery Bag Size 1 (3l)	Wholesale	R31	R33	5,00%
		Retail	R42	R44	5,00%
	Nursery Bag (5l)	Wholesale	R73	R77	5,00%
		Retail	R105	R110	5,00%
	Nursery Bag Size 4 (8l)	Wholesale	R105	R110	5,00%
		Retail	R157	R165	5,00%
	Nursery Bag Size 6 (20l)	Wholesale	R147	R154	5,00%
		Retail	R273	R286	5,00%
	Nursery Bag (50l)	Wholesale	R503	R528	5,00%
		Retail	R1 048	R1 101	5,00%
	Nursery Bag (100l)	Wholesale	R671	R704	5,00%
		Retail	R1 363	R1 431	5,00%

**COMMUNITY SERVICES
SPORT AND RECREATION**
Horticulture

<u>Production and Display</u>		2024/25 Excl.Vat	2025/26 Excl.Vat	% Incr
4.2 Seedlings				
	Per Seedling			
	Wholesale	R10	R11	5,00%
	Retail	R10	R11	5,00%
4.3 Cuttings				
	Depending on size and species, contract grown in trays of 80 or loose:			
	Wholesale	R10	R11	5,00%
	Retail	R21	R22	5,00%
5	Hire of Park Facilities Alexandra Park, Exclusive use of a specific area in the Park for Functions: Weddings, Wedding receptions, Gatherings etc. end of the year parties (per day or part thereof)	R919	R965	5,00%
	Use per 15 amp Plug Point	R126	R132	5,00%
6	Hire of Demo Gardens, Percy Taylor Rockery, Mayor's Garden (Alexandra Park) and Wylie Park Recreation Functions: Weddings, Wedding receptions, end of the year parties etc. (per day or part thereof)	R3 491	R3 665	5,00%
	Use for photo sessions (per hour or part thereof)	R148	R156	5,00%
7	Hire of Wylie Park Gardens Functions: Weddings, Wedding receptions, end of the year parties etc. (per day or part thereof)	R3 491	R3 665	5,00%
	Use for photo sessions (per day or part thereof)	R157	R165	5,00%
8	Commercial and Non Commercial Events			
(a)	Hire by clubs, associations, schools,welfare & religious organisations (per day) If a gate levy is charged then the hire fee will either be 15% of gross gate levy or the tariff , which ever is greater (for non commercial purposes)	R11 229	R11 790	5,00%
(b)	Hire by other persons (per day or part thereof). Hire by commercial users (per day) or part thereof where gate levy is charged or for commercial purposes, such as advertising, concerts, conventions etc. (Commercial)	R14 036	R14 738	5,00%
(c)	Meetings arranged by Councillors for the purpose of informing and educating the community on matters directly affecting them subject to the approval by the Deputy Head : PLC or his nominee and that hires paying the full tariffs will have preference.	No Charge	No Charge	
(d)	Hire of a non-sporting event where "setting up" is required, prior to the day of the event. (Per day or part thereof)	R1 404	R1 474	5,00%
(e)	Hire by users to promote a merchandise / products, where a gate levy is not charged:			
	Commercial users	R14 036	R14 738	5,00%
	(i) Non Profit organisations	R14 036	R14 738	5,00%
	(ii) Council Events	No Charge	No Charge	

The GM: Community Services and and Manager: Recreational & Sporting be granted delegated authority to waive charges
in respect of item 1,5 and 6 for institutional activities of political, educational, cultural or sporting bodies recognized by the Council.

**COMMUNITY SERVICES
SPORT AND RECREATION
Pool Tariffs**

Swimming Pool Tariffs
Summer

Buchanan St. Pool
Berg St. Pool
Pilditch Pool
Olympic Pool
Alexandra Pool
Eastwood Pool
Sobantu Pool

Winter

			2024/25 Excl.Vat	2025/26 Excl.Vat	% Incr
	Buchanan St. Pool				
1	Daily Adults	Summer	R16	R17	5,00%
		Winter	R22	R23	5,00%
	Junior (U-16 and Scholars)	Summer	R11	R11	5,00%
		Winter	R16	R17	5,00%
	Scholars accompanied by teacher in official groups	Summer	R4	R4	5,00%
		Winter	R8	R9	5,00%
	Minimum Charge	Summer	R31	R33	5,00%
		Winter	R45	R48	5,00%
	Monthly Adults	Summer	R137	R144	5,00%
		Winter	R159	R166	5,00%
2	Junior (U-16 and Scholars)	Summer	R101	R107	5,00%
		Winter	R122	R128	5,00%
	Season Tickets Adults	Summer	R536	R563	5,00%
		Winter	R536	R563	5,00%
	Juniors	Summer	R290	R304	5,00%
		Winter	R325	R341	5,00%



**COMMUNITY SERVICES
SPORT AND RECREATION
Pool Tariffs**

		2024/25	2025/26	% Incr
3	The GM: Community Services and and Manager: Recreational & Sporting be granted delegated authority to waive the above charges in special circumstances for schools or organized groups such as street children, orphanages, municipal development programs etc. that make use of the facilities.			
4	Social Welfare Pensioners will be admitted free of charge.	No Charge	No Charge	
5	Use of the pool by professional swimming coach: To instruct competitive swimmers: Per hour or part thereof	R269	R283	5,00%
6	Hire of Pool for summer Galas per morning or afternoon session per evening session	R694 R950	R728 R998	5,00% 5,00%
7	Hire of pool for bona fide swimming Club Nights Summer Mondays to Fridays only Per half hour or part thereof Hire of Buchanan pool (Winter) Per half hour or part thereof	R112 R122	R117 R128	5,00% 5,00%
(Provided that in respect of the tariffs under item 6, there shall be a minimum charge payable at the rate prescribed for hire for a half hour, or part thereof, for every night a pool is hired, irrespective of whether any use is made of such pool by the hirer that night. In respect of items 5 & 7 the use of pools must be after public bathing times.)				
8	Use of electronic timing system at Alexandra Pool: Per morning or afternoon session Per evening session	R447 R648	R470 R680	5,00% 5,00%
9	Admission tickets other than monthly and season tickets shall be valid only in respect of the particular pool at which they were bought.			
10	Super tube per hour (exclusive use) Casual Rides per half hour (exclusively used by groups) Casual Rides per half hour (per person)	R569 R290 R290	R598 R304 R304	5,00% 5,00% 5,00%
11	The Community Services Committee reserves the right to allow free use of swimming pools by the public on specified days or hours of the day.			
12	Fees for Hire a Lopey House VIP Ticket for Lopey House		R250 000 R5 000	New New

COMMUNITY SERVICES
SPORT AND RECREATION
Sport and Recreation Facilities

		2024/25	2025/26	% Incr
<u>Sport and Recreation Facilities</u>				
1	Fleamarkets: Per day or part thereof			
	Maritzburg Oval Arts and Crafts Market Site (Alexandra Park)	R3 629	R3 811	5,00%
	Upmarket Site (Next to Kershaw Park Tennis Courts)	R2 903	R3 048	5,00%
	Public Open spaces or sport facility sites	R1 016	R1 067	5,00%
	Electricity per 15 amp plug per day	R155	R163	5,00%
2	Fee for the hire of grounds excluding floodlight, material and special preparation and cleaning:			
	Oval per day or part thereof	R1 894	R1 989	5,00%
	Training session – three hours	R179	R187	5,00%
	Fee for the hire of Harry Gwala Stadium			
	Excluding floodlights, material, marking and special preparation and cleaning			
	Per day or part thereof	R12 533	R13 159	5,00%
	Refundable Deposit	R12 533	R13 159	5,00%
	Use of functions room			
	Per day or part thereof	R5 020	R5 271	5,00%
	Use of field for training purposes			
	Per hour	R639	R671	5,00%
	Caluza Sport facility			
	Field			
	Between 07:00-12:00	R202	R212	5,00%
	Between 12:00-18:00	R202	R212	5,00%
	Between 18:00-24:00	R202	R212	5,00%
	Full Day	R349	R367	5,00%
	Sport Hall			
	Full Day or part thereof	R3 881	R4 075	5,00%
	Refundable Deposit	R3 881	R4 075	5,00%
	Northdale/Imbali Stadium/s			
	Between 07:00-12:00	R837	R879	5,00%
	Between 18:00-24:00	R757	R795	5,00%
	All other soccer/rugby/grass hockey/polocrosse and cricket fields			
	Between 07:00-12:00	R203	R213	5,00%
	Between 12:00-18:00	R203	R213	5,00%
	Between 18:00-24:00	R203	R213	5,00%
	Full Day	R348	R366	5,00%
	Seasonal Lease by associations, clubs, federations per	R2 319	R2 435	5,00%
	Astro Hockey Field			
	Between 07:00-12:00	R638	R670	5,00%
	Between 12:00-17:00	R638	R670	5,00%
	Between 17:00-24:00	R638	R670	5,00%
	Wadley Stadium			
	Between 07:00-12:00	R638	R670	5,00%
	Between 12:00-17:00	R638	R670	5,00%
	Tennis/netball/volleyball/combi court			
	with lights per hour	R74	R78	5,00%
	without lights per hour	R63	R66	5,00%
	Squash Courts per hour	R63	R66	5,00%
3	All Sport Halls			
	For use by schools or sport associations per hour	R125	R131	5,00%
	Non sport associations per six hours or part thereof	R784	R823	5,00%
	Deposit (Refundable)	R754	R791	5,00%
4	Hire of sportsfield for non-sporting events	R3 850	R4 042	5,00%

COMMUNITY SERVICES
SPORT AND RECREATION
Sport and Recreation Facilities

		2024/25 Excl.Vat	2025/26 Excl.Vat	% Incr
4	Floodlight fees per hour			
	Oval – Level 1	R837	R879	5,00%
	- Level 2	R1 319	R1 385	5,00%
	- Level 3	R1 941	R2 038	5,00%
	Harry Gwala	R3 142	R3 299	5,00%
	Northdale Stadium	R768	R807	5,00%
	Protea Center – Ground Number 1	R232	R244	5,00%
	Protea Center – Ground Number 2	R176	R185	5,00%
	Dales Park Soccer	R176	R185	5,00%
	Dales Park Rugby	R176	R185	5,00%
	Dare Osborne	R176	R185	5,00%
	Qokololo			
	Ashdown	R176	R185	5,00%
	Sobantu	R176	R185	5,00%
	Wadley Stadium	R176	R185	5,00%
	AB Jackson Hockey Field	R1 013	R1 064	5,00%
	All other fields with Lights	R176	R185	5,00%
5	Three phase power – all facilities	R3 996	R4 196	5,00%
6	Equipment Hire Charge			
	Refundable Deposit	R1 159	R1 217	5,00%
	Daily Hire Charge	R176	R185	5,00%
	SPORTSFIELDS			
(a)	Hire by clubs, associations, schools,welfare & religious organisations (per day) If a gate levy is charged then the hire fee will either be 15% of gross gate levy or the tariff , which ever is greater (for non commercial purposes)	R12 419	R13 040	5,00%
(b)	Hire by other persons (per day or part thereof). Hire by commercial users (per day) or part thereof where gate levy is charged or for commercial purposes, such as advertising, concerts, conventions etc. (Commercial)	R15 524	R16 300	5,00%
(c)	Meetings arranged by Councillors for the purpose of informing and educating the community on matters directly affecting them subject to the approval by the Deputy Head : PLC or his nominee and that hires paying the full tariffs will have preference.	No Charge	No Charge	
(d)	Hire of a non-sporting event where "setting up" is required, prior to the day of the event. (Per day or part thereof)	R1 552	R1 630	5,00%
(e)	Hire by users to promote a merchandise / products, where a gate levy is charged:			
	Commercial users	R15 524	R16 300	5,00%
	(i) Non Profit organisations	R15 524	R16 300	5,00%
	(ii) Council Events			

SPORT AND RECREATION
Sport and Recreation Facilities

		2024/25 Excl.Vat	2025/26 Excl.Vat	% Incr
7	Athletics Track Stadium Day 7:00 to 17:00			
	Refundable Deposit	R3 881	R4 075	5,00%
	Stadium Hire per day W/ VIP	R15 524	R16 300	5,00%
	Stadium Hire per day W/O VIP	R12 419	R13 040	5,00%
	Stadium Hire per Hour in excess of booking per day only	R699	R733	5,00%
	VIP Suite / Meeting Room per day or part thereof	R3 105	R3 260	5,00%
	Schools/Clubs excl. Floodlights per hour minimum of three hours Deposit			
	Concert/ Religious/Non Athletics event per day Deposit	R38 809 R12 419	R40 749 R13 040	5,00% 5,00%
	Floodlights Charges			
	Floodlights per hour	R3 105	R3 260	5,00%
	Schools/Clubs excl. Floodlights per hour minimum of three hours	R776	R815	5,00%
	Athletics Meetings			
	International	Removed and included in Prestige & International		
	Prestige(International)	R31 047	R32 600	5,00%
	National	R23 285	R24 450	5,00%
	Provincial	R15 524	R16 300	5,00%
	Invitational	R15 524	R16 300	5,00%
	Regional	R7 762	R8 150	5,00%
	Inter-schools	R7 762	R8 150	5,00%
	Schools	R3 881	R4 075	5,00%
	Daily Coaching Activities			
	Registration Fee Coaches per annum	R1 552	R1 630	5,00%
	Private Coaches Registered with Stadium per month	R233	R244	5,00%
	School Groups Registered with Stadium per month/ per athlete	R78	R81	5,00%
	School Athletes Sponsored per month / per athlete	R78	R81	5,00%
	Individual Athletes / Self Coached per month	R155	R163	5,00%
	Gymnasium Members per annum	R2 329	R2 445	5,00%
	Use of Equipment			
	Hire of timing equipment (excluding operator) (Use of stadium operator only)	R3 105	R3 260	5,00%
	Other equipment (Track and field equipment) User is liable for any and all damages/breakage	R7 762	R8 150	5,00%
	Commercial Contract			
	Suite Leases - Annual	R33 531	R35 207	5,00%
	Suite Leases - Event	R7 762	R8 150	5,00%
	Gymnasium Lease	R77 618	R81 499	5,00%
	Category			
	Restaurant Caterin Contract per annum	R15 524	R16 300	5,00%
	Office Rental per month	R1 552	R1 630	5,00%
	Sports Shop Athletics per month	R3 105	R3 260	5,00%
	Overtime /Cleaning Charges per hour as per municipal staff rates			
	Advertising and Sponsorship			
	Advertisng around the Track per advertising board	R5 588	R5 868	5,00%
	Naming Rights dependant on market drive			
	Event Sponsorship dependant on marketing drive			
8	Hire of Bisley Valley and Ferncliffe Nature Reserves Resource Centres			
	Per Day or part thereof	R971	R1 020	5,00%
	Refundable Deposit	R653	R686	5,00%
9	The The GM: Community Services and and Manager: Recreational & Sporting be granted delegated authority to waive the above charges in special circumstances for schools or organized groups such as street children, orphanages etc. that makes use of the facilities			

**COMMUNITY SERVICES
SPORT AND RECREATION
Libraries**

		2024/25 Excl.Vat	2025/26 Excl.Vat	% Incr
1	Over due materials			
(a)	Fines for overdue books, audio-visual material and other media (Excluding videos and DVD's)			
	<u>Adults</u>			
	10 days grace			
	per book or item per week for 8 weeks	R1,93	R2,03	5,00%
	maximum fine per book or item	R9,40	R9,87	5,00%
	maximum fine per adult member	R89,27	R93,73	5,00%
	<u>Children & Young Adults</u>			
	10 days grace			
	per book or item per week for 5 weeks	R1,93	R2,03	5,00%
	maximum fine per book or item	R9,40	R9,87	5,00%
	maximum fine per juvenile or young adult member	R89,27	R93,73	5,00%
(b)	Fines for overdue videos and DVD's			
	<u>Adults, children and young adults</u>			
	No grace period			
	per item per day for 8 days	R1,93	R2,03	5,00%
	maximum fine per item	R9,40	R9,87	5,00%
2	Damaged Books			
	Torn pages – per page	R7,44	R7,81	5,00%
	Torn or lost book barcode – per barcode	R22,32	R23,43	5,00%
	Torn book pockets	R11,90	R12,50	5,00%
	Damage to book spine	R14,88	R15,62	5,00%
	Damage to book – to be assessed on return to librarian			
3	Lost Books			
	Original purchase price			
4	Membership Fees			
	Membership			
	Replacement barcode	R17,85	R18,75	5,00%
	Replacement pockets - each	R5,95	R6,25	5,00%
5	Photocopy Charges			
	For every photocopy of an A4 size page or part thereof	R0,89	R0,94	5,00%
	For every photocopy of an A3 size page or part thereof	R1,93	R2,03	5,00%
Note: These photocopy charges apply to the Library only. The photocopy charges reflected elsewhere in this document apply to the business units specified.				
6	Laser Printing			
	Colour	R17,85	R18,75	5,00%
	Black & White	R4,46	R4,69	5,00%
7	Hire Charges (bookings only within library hours)			
	Non-Government Organisations (NGO's)			
	per hour or part thereof			
	Auditorium	R178,54	R187,47	5,00%
	Boardroom	R178,54	R187,47	5,00%

COMMUNITY SERVICES
PUBLIC SAFETY AND EMERGENCY SERVICES
Fire and Emergency Services

	2024/25 Incl. Vat	2025/26 Incl. Vat	% Incr
--	----------------------	----------------------	--------

Except as is specifically otherwise provided, these tariffs determine the fees payable by a Controlling Authority, Governing Body or any other person in terms of Section 10 (1) of the Fire Brigade Services Act 99 of 1987 on whose behalf the Fire and Rescue Services of the Msunduzi Council is applied outside or inside the area of jurisdiction of the Council:

- (a) For the attendance of services
- (b) For the use of the services and any equipment, or
- (c) For any material consumed

Any person who feels aggrieved by an assessment of the charges raised may within 14 days after receipt of that assessment object in writing against that assessment as such, or the amount thereof, to the Municipal Manager of the Msunduzi Council, whereby the Council may confirm, alter or revoke the assessment.

Tariff of Charges for Services Rendered at Fire and Special Service Incidents

1 For Services Rendered at Incidents Classified as Fire and Rescue:			
per hour or part thereof			
1,1 Structural	R3 057,50	R3 210,37	5,00%
1,2 Transport	R2 435,38	R2 557,15	5,00%
1,3 Fire – Vegetation, Grass, Bush, Rubbish or Plantation	R1 987,51	R2 086,88	5,00%
1,4 Fire – Hazmat	R3 057,50	R3 210,37	5,00%
1,5 Fire – Other	R1 901,91	R1 997,00	5,00%
1,6 Special Service – Transport	R1 524,74	R1 600,97	5,00%
1,7 Special Service – Structural	R1 524,74	R1 600,97	5,00%
1,8 Special Service – Hazmat	R3 057,50	R3 210,37	5,00%
1,9 Special Service – Water	R1 524,74	R1 600,97	5,00%
1,10 Special Service – Other	R1 524,74	R1 600,97	5,00%
1,11 Out of Area			
Applicable rate as per incident plus 50% of applicable category plus charge			
1,12 For consumables used at any incident			
Cost of consumables used plus 15%			
2 Tariff of Charges in respect of the attendance & employment of Special Appliances and Plant to Fire & Rescue incidents			
For the attendance and employment (per hour or part thereof) of a:			
2,1 High Rise Fire fighting Appliance	R1 524,74	R1 600,97	5,00%
2,2 Water Foam Carrier	R1 524,74	R1 600,97	5,00%
2,3 Foam Tanker and / or Foam Service Vehicle	R1 524,74	R1 600,97	5,00%
2,4 Mobile Lighting Unit	R1 524,74	R1 600,97	5,00%
3 Tariff of Charges in respect of the employment of Outside Agencies at any incident			
For costs incurred as a result of the employment of an outside agency in:			
the mitigation of any incident			
Cost incurred plus 15% of applicable charge			
4 Tariff of Charges in respect of Fire Prevention Services			
4,1 For the attendance of staff at stage/theatre performances standby duty and the like, per staff member			
First Hour	R304,95	R320,19	5,00%
Per Hour thereafter	R163,17	R171,33	5,00%
4,2 For scheduled inspections, consultations, inspections of safety exits & appliances in public buildings			
First Hour	R304,95	R320,19	5,00%
Per Hour thereafter	R149,80	R157,29	5,00%
4,3 For the monitoring of direct alarm links – per alarm p.m.	R230,05	R241,55	5,00%
4,4 For a certified copy of a fire report - per copy	R304,95	R320,19	5,00%
4,5 For issuing a certificate of Registration - per certificate	R72,22	R75,84	5,00%
4,6 For issuing a certificate of Competence – per certificate	R762,37	R800,49	5,00%
4,7 For a copy of a Fire Investigation Report - per copy	R1 134,19	R1 190,90	5,00%
4,8 For the monitoring of non-emergency telephone lines (after hours complaints etc) – per line per annum	R47 710,84	R50 096,38	5,00%

COMMUNITY SERVICES
PUBLIC SAFETY AND EMERGENCY SERVICES
Fire and Emergency Services

	2024/25 Incl.Vat	2025/26 Incl.Vat	% Incr
5			
Tariff of Charges in respect of Professional Fire Fighting and Rescue Training Course			
(Per Candidate excluding course materials, accommodation etc.)			
5,1 Fire Fighter One	R16 204,99	R17 015,24	5,00%
5,2 Fire Fighter Two	R5 390,07	R5 659,58	5,00%
5,3 Hazmat 1 st Responder (Awareness)	R2 511,80	R2 637,39	5,00%
5,4 Hazmat 2 nd Responder (Operations)	R7 201,03	R7 561,08	5,00%
5,5 Fire Officer One	R6 730,23	R7 066,75	5,00%
5,6 Handling of Chlorine Emergencies	R1 069,99	R1 123,49	5,00%
5,7 Elementary Breathing Apparatus	R1 069,99	R1 123,49	5,00%
5,8 Aerial Appliance (HPP)	R2 158,70	R2 266,64	5,00%
5,9 Vehicle Rescue & Extrication	R3 600,52	R3 780,54	5,00%
5,10 Elementary Fire fighting, Fire prevention (Disaster Management)	R353,10	R370,75	5,00%
5,11 Pump Operator/Driver – Basic Course	R2 161,94	R2 270,03	5,00%
5,12 Pump Operator/Driver – IFSAC Course	R4 322,76	R4 538,90	5,00%
5,13 Re-Issue of Certificates - per certificate	R176,55	R185,38	5,00%
6			
Tariff of Charges for the Certification for Fire Fighting 1 & 2 (Challenging) at 10% of Course Fee (Per Candidate)			
6,1 Fire Fighter One	R1 615,68	R1 696,47	5,00%
6,2 Fire Fighter Two	R534,99	R561,74	5,00%
6,3 Hazmat (Awareness)	R248,77	R261,21	5,00%
6,4 Hazmat (Operations)	R716,89	R752,74	5,00%
6,5 Fire Officer One	R716,89	R752,74	5,00%
6,6 Instructor One	R716,89	R752,74	5,00%
7			
Tariff of Charges for the Use of Training Staff and Facilities			
7,1 For the use of Lecture rooms and facilities for the purposes of seminars and symposia per lecture room per day	R1 134,19	R1 190,90	5,00%
7,2 For the attendance of training personnel on training courses out of the area of jurisdiction. per lecture per day	R762,37	R800,49	5,00%
7,3 For the attendance of training personnel at accreditation for emergency service courses/challenges held in terms of regulations framed under IFSAC – (International Fire Services Accreditation Committee) per module per candidate	R377,17	R396,03	5,00%
7,4 Re-Issue of Certificates			
Cost plus 15% of applicable IFSAC tariff			
8			
Tariff of Charges in respect of Hose Charges			
8,1 Testing, scrubbing and drying of hose per length	R296,92	R311,77	5,00%
8,2 Testing, scrubbing and drying of Hazmat contaminated hose - per length	R596,52	R626,35	5,00%
plus cost of any consumables used in decontamination			
plus 15% of cost of consumables			
8,3 Seizing of Couplings to hose – per coupling	R296,92	R311,77	5,00%
8,4 Repairing of Hose – per length	R296,92	R311,77	5,00%
plus materials at cost plus 15%			
9			
Tariff of Charges in respect of the attendance & employment of Special Appliances and Plant to standby at sports & special events			
For attendance and employment (per hour or part thereof)			
9,1 High Rise fire fighting appliance	R788,08	R827,49	5,00%
9,2 Water Carrier	R394,04	R413,74	5,00%
9,3 Mobile lighting unit	R394,04	R413,74	5,00%
9,4 Major pumper	R788,08	R827,49	5,00%
9,5 Light pumper	R394,04	R413,74	5,00%

COMMUNITY SERVICES
PUBLIC SAFETY AND EMERGENCY SERVICES
Fire and Emergency Services

		2024/25 Incl. Vat	2025/26 Incl. Vat	% Incr
10	Tariff of Charges in respect of Various Miscellaneous Services and Hire Charges per hour or part thereof in respect of 10.1 – 10.4			
10.1	Hire of Portable Pump and related equipment	R567,09	R595,45	5,00%
10.2	Hire of Extension Ladder	R567,09	R595,45	5,00%
10.3	Gaining Access/Lock-Outs	R567,09	R595,45	5,00%
10.4	Miscellaneous Service – per service	R567,09	R595,45	5,00%
10.5	In addition to the above applicable charge, mileages for out of area call- outs are as follows - per km			
	Heavy duty vehicles	R14,18	R14,89	5,00%
	Light duty vehicles	R8,51	R8,94	5,00%

All tariffs reflected above are inclusive of VAT

- 11 **General Comments:**
- 11.1 Any Fire, Rescue or other emergency incident involving property or activities of the Msunduzi Municipality shall not attract charges.
- 11.2 Any incident of a humanitarian nature or request for assistance of a humanitarian nature shall not attract charges.
- 11.3 Services performed in the assistance of Community projects or departmental public relations exercises and displays shall not attract charges.
- 11.4 The applicable attendance rate charge shall be calculated from the time that the first arriving appliance is in attendance at an incident until the last departing appliance leaves the scene at the conclusion of the incident, due allowances being made for breakdown or mishap or time occupied by relief personnel.
- 11.5 When the time used to calculate the applicable attendance rate charge is less than 30 minutes no charge shall be raised.
- 11.6 Explanation of Terminology:
- i) **Hazmat** stands for Hazardous Material and refers to incidents that involve materials and chemicals that **require an extraordinary response and the use of specialist equipment in order to resolve the incident.**
- ii) **Out of Area** means a response to any physical location that is outside of the recognised area of jurisdiction of the Msunduzi Municipality.
- iii) **Structural** means any building regardless of construction type or occupancy.
- iv) **Transport** means mechanical transportation of any means.
- 11.7 Whenever the Chief Fire Officer deems it necessary in the interests of public safety and in order to preserve life and property and as often as he thinks fit, arrangements shall be made for an inspection and/or attendance service to be provided in respect of premises used as public buildings or sports and recreational events.
- 11.8 The following persons shall be jointly and severally liable to th this section:
- 11.8.1 The owner/s of all property damaged or destroyed or under threat of damage or destruction by fire, accident or other mishap in respect of which the service is rendered or the materials are supplied.
- 11.8.2 The person or owner or the owner's spouse, child, employee or agent whose wrongful act or omission was the direct cause of the circumstances which make the rendering of the service necessary in the opinion of the Chief Fire Officer or any other officer acting with his authority.
- 11.8.3 The person responsible or whose alarm system was responsible for the summoning of the service where, in the opinion of the Chief Fire Officer, such summoning was unwarranted, or was no reasonable justification thereof.

COMMUNITY SERVICES
PUBLIC SAFETY AND EMERGENCY SERVICES
Traffic and Security

		2024/25 Excl.Vat	2025/26 Excl.Vat	% Incr
1	The Removal of Light Motor Vehicles from Public Roads and Public Spaces			
2	Release of Impounded Vehicles	R1 163,94	R1 222,14	5,00%
3	Impounding Fees per day	R127,66	R134,04	5,00%
4	Escort Fee (per officer per hour)	R683,35	R717,51	5,00%
5	Traffic Officer for By-Law 23A (Council Resolution)	NO CHARGE	NO CHARGE	
6	Parking metre for 30 minutes	R6,00	R6,30	5,00%
7	Service of Summons:			
	Personal	R83,19	R87,35	5,00%
	Non-Personal	R63,51	R66,69	5,00%
8	Events (per officer per hour)	R300,37	R315,39	5,00%
9	Taxi Stand Permits	R465,58	R488,86	5,00%
10	Permit Application	R177,11	R185,96	5,00%
11	Late Applications for the Renewal of Taxi Stand Permits	R177,11	R185,96	5,00%
12	Junior Traffic Centre	R1 062,64	R1 115,77	5,00%



INFRASTRUCTURE SERVICES

Electricity Management

2024/25
Excl.Vat

2025/26
Excl.Vat

% Incr

Key Tariff Rules applicable to Domestic Tariffs

1. Customer is allowed one free MCB change per 12 months period, however a customer who is reducing the MCB needs to understand that any future request for MCB size increase may attract MCB size increase fees and shall be subject to availability of such demand in that network.

2. Customer are allowed to migrate from credit to prepaid but if the customer has chosen to do so, the same customer will not be allowed to migrate back to credit - this is due to the fact that the Municipality is intending to phase out credit system and migrate all customers to prepaid system. Therefore the customer should do their analysis properly before an application to migrate is lodged with the Municipality.

3. The supply provided as per the application for new supply or for an upgrade will only be changed after 12 months of taking supply, the application for a downgrade of MCB within the first 12 months of taking supply may not be entertained.

4. The act of scratching the MCB, replacing Municipal MCB with other MCBs and any other interference with the MCB is regarded as tampering, any customer whose MCB has been found to be scratched, replaced with other MCBs, or interfered with in any way will be dealt with in terms of Debt collection and Credit control Policy and Electricity Bylaws.

5. Any domestic supply that takes supply greater than 70 kVA shall be classified as large power user and be charged a standard tariff of either C Scale or TOU. There shall be no concession on this matter

6. ADDITIONAL METERS

6.1 Application for additional meters will be up to 1 only, a request for a further additional meter will result in an application for a 3 phase supply with one 3 phase 4 wire meter.

6.2 Application for additional 3 phase meters will be processed, if the combined load exceeds 100A per phase, the application will be treated as a business and the appropriate tariff will apply

Scale A: Domestic (Credit Metered Supply)

1	A.I Single-Phase Supplies from 20A up to 80A –			
	Basic Charge per month	R51,10	R69,50	36,00%
	Net Ampere Charge per amp per phase per month	R18,92	R25,73	36,00%
	Energy Charge per kWh (cents)	187,06	254,40	36,00%
2	Scale A.3 Three Phase Supplies from 5A up to 100A			
	Basic Charge per month	R 85,16	R 115,82	36,00%
	Net Ampere Charge per amp per phase per month	R13,94	R18,96	36,00%
	Energy Charge per kWh (cents)	187,06	254,40	36,00%

INFRASTRUCTURE SERVICES
Electricity Management

		2024/25 Excl.Vat	2025/26 Excl.Vat	% Incr
Scale S: Domestic (Prepaid metered supply)				
Scale S0: Domestic Indigent 20 Amp				
Qualifying Indigent consumers will receive the first 70kWh of electricity free.				
Conditional on being on Prepaid with 20 Amps Current limiting breaker				
3	Energy Charge only (cents) No Basic Charge	224,30	305,05	36,00%
Scale S1: Domestic Life Line Tariff 20 Amp				
4	Energy Charge only (cents) No Basic Charge	259,12	352,40	36,00%
Scale S2: Domestic Straight Line Tariff - 40 Amps 1 phase				
5.1	Energy Charge only (cents) Basic Charge (Included in the Municipal Bill/or deducted by Vending System) per month	259,12 R0,00	352,40 R0,00	36,00%
Scale S3.1: Domestic Straight Line Tariff - 60 Amps 1 phase				
5.2	Energy Charge only (cents) Basic Charge (Included in the Municipal Bill/or deducted by Vending System) per month	298,22 R0,00	405,58 R0,00	36,00%
Scale S3.2: High End Two Part Tariff - 60 to 100 Amps 1 phase				
5.3	Energy Charge only (cents) Low End - Basic Charge - 20 to 40 Amps Supply (Included in the Municipal Bill/or deducted by Vending System) per Medium End - Basic Charge - 60 Amps Supply (Included in the Municipal Bill/or deducted by Vending System) per High End - Basic Charge - 80 Amps Supply (Included in the Municipal Bill/or deducted by Vending System) per month	339,95 R212,30 R265,39 R331,72	462,33 R288,73 R360,93 R451,13	36,00% 36,00% 36,00% 36,00%
COMMERCIAL PREPAID SINGLE PHASE				
Scale S3.3: High End Two Part Tariff - 60 to 100 Amps 1 phase				
5.4	Energy Charge only (cents) Low End - Basic Charge - 20 - 40 Amps Supply (Included in the Municipal Bill/or deducted by Vending System) per month Medium End - Basic Charge - 60 Amps Supply (Included in the Municipal Bill/or deducted by Vending System) per month High End - Basic Charge - 80 Amps Supply (Included in the Municipal Bill/or deducted by Vending System) per month	339,95 R212,30 R265,39 R331,72	462,33 R288,73 R360,93 R451,13	36,00% 36,00% 36,00% 36,00%
Scale S4: 3 Phase Two Part Tariff - 100 Amps 3 phase				
5.5	Energy Charge only (cents) Low End - Basic Charge - 20 Amps Supply (Included in the Municipal Bill/or deducted by Vending System) per month Medium End - Basic Charge - 40 Amps Supply (Included in the Municipal Bill/or deducted by Vending System) per month High End - Basic Charge - 60 Amps Supply (Included in the Municipal Bill/or deducted by Vending System) per month	339,95 R318,44 R623,19 R995,15	462,33 R433,08 R847,54 R1 353,40	36,00% 36,00% 36,00% 36,00%
TARIFF - COMMERCIAL PREPAID THREE PHASE				
Scale S5: High End Two Part Tariff - 60 to 100 Amps per phase				
5.6	Energy Charge only (cents) Low End - Basic Charge - 20 - 40 Amps Supply (Included in the Municipal Bill/or deducted by Vending System) per month Medium End - Basic Charge - 60 Amps Supply (Included in the Municipal Bill/or deducted by Vending System) per month High End - Basic Charge - 80 Amps Supply (Included in the Municipal Bill/or deducted by Vending System) per month	339,95 R212,30 R265,40 R331,72	462,33 R288,73 R360,94 R451,13	36,00% 36,00% 36,00% 36,00%
Scale TD1: Time Of Use Domestic Single Phase				
Supply Metered by a Smart Meter (Conditional on Municipality rolling out Smart Meters to Community)				
6	Scale TD.1 Time Of Use Domestic Single Phase			
	Basic Charge per month	R102,90	R139,94	36,00%
	Capacity charge per kVA per month	R18,93	R25,74	36,00%
	Energy charge c/kWh (Periods as per shown in table below - public holidays treated as normal day)			
	High Demand: (June, July, August)			
	Peak	658,70	895,83	36,00%
	Standard	215,37	292,90	36,00%
	Off Peak	128,78	175,14	36,00%
	Low Demand: (Other Months)			
	Peak	231,35	314,64	36,00%
	Standard	166,86	226,93	36,00%
	Off Peak	114,81	156,14	36,00%

INFRASTRUCTURE SERVICES

Electricity Management

		2024/25 Excl.Vat	2025/26 Excl.Vat	% Incr
Scale TD2: Time Of Use Domestic Three Phase				
Supply Metered by a Smart Meter (Conditional on Municipality rolling out Smart Meters to Community)				
7	Scale TD.2 Time Of Use Domestic Three Phase			
	Basic Charge per month	R159,86	R217,41	36,00%
	Capacity charge per kVA per month	R13,68	R18,60	36,00%
	Energy charge c/kWh (Periods as per shown in table below - public holidays treated as normal day)			
	High Demand: (June, July, August)			
	Peak	658,70	895,83	36,00%
	Standard	216,62	294,60	36,00%
	Off Peak	128,78	175,14	36,00%
	Low Demand: (Other Months)			
	Peak	227,07	308,81	36,00%
	Standard	163,78	222,74	36,00%
	Off Peak	112,68	153,24	36,00%

Key Tariff Rules applicable to Non Domestic Tariffs

1. All customers who are on tariffs with Demand Charge, will only be allowed one Maximum Notified Demand [MND] change per 12 months period, however the peak demand recorded will run for 12 months.
2. The MND supplied with application for new supply or for an upgrade will only be changed after 12 months of taking supply, the application for a downgrade of MND within the first 12 months of taking supply shall not be entertained
3. The customer who is reducing the demand for longer than 12 months needs to understand that any future request for demand shall attract demand increase fees and will be subject to availability of such demand.
4. Each request for demand increase or decrease shall be investigated, upon receipt of written application from the customer, the response shall be given to the customer in writing with conditions for such change of scale, and where cost are applicable
Any Customer whose Maximum Notified Demand [MND] exceeds the contracted NMD for more than one month without making application to Electricity to upgrade the supply [to increase NMD], will be charged 20% more for the extra demand until the application is processed and electricity department offers to increase MND after all the relevant fees are paid and works where necessary. The Municipality reserves the right to cut the supply off after warnings has been issued and not adhered to.
5. The minimum demand charge per month payable by the consumer shall be an amount calculated as aforesaid on the basis of 70% of the highest of the previous twelve months highest maximum in kVA, whichever is the higher maximum demand in kVA notified to the City Electrical Engineer by the consumer or 70%
6. All customers will be allowed one tariff scale change for any 12 months period and such change will run for full 12 months before any tariff change is allowed. No tariff change will be allowed from TOU to any other tariffs.
7. Reactive energy charge: A charge for all reactive energy which exceed 30% of the real energy (kWh) per half hour period in the peak and standard periods only (c/kvarh)
- 8.

INFRASTRUCTURE SERVICES

Electricity Management

		2024/25 Excl.Vat	2025/26 Excl.Vat	% Incr
Scale B: Small Power users ≤ 65 kVA				
(Low voltage supply from 0 Amps to 100 Amps/phase)				
8	Scale B.1 Small Power Single-Phase ≤100A			
	Basic Charge per month	R131,08	R178,26	36,00%
	Net Ampere Charge per amp per phase p.m.	R39,79	R54,11	36,00%
	Energy Charge per kWh (cents)	205,35	279,28	36,00%
9	Scale B.3 Small Power Three-Phase ≤100A			
	Basic Charge per month	R235,05	R319,67	36,00%
	Net Ampere Charge per amp per phase p.m.	R33,55	R45,63	36,00%
	Energy Charge per kWh (cents)	205,35	279,28	36,00%
Scale C: Large Power users (Load greater than 65 kVA - 500kVA)				
(Low voltage supply from 100 Amps to 750 Amps/phase)				
10	Scale C.1 Large Power at LV			
	Basic Charge per month	R1 026,86	R1 396,53	36,00%
	Demand charge per kVA per month	R394,55	R536,59	36,00%
	Energy charge per kWh (cents)	174,95	237,93	36,00%
Scale T1: Time Of Use Large customer - MV				
(11 000 Volts supply from 750 Amps/phase and above)				
12	Scale T1: Time of use large customer at MV			
	Basic Charge per month	R5 134,24	R6 982,57	36,00%
	Demand charge per kVA (Peak and Standard periods only) per month.	R166,75	R226,78	36,00%
	Access charge per kVA per month.	R74,59	R101,44	36,00%
	Based on highest of notified or previous 12 months highest demand.			
	Energy charge c/kWh (Periods as per shown in table below - public holidays treated as per table)			
	High Demand: (June, July, August)			
	Peak	628,57	854,86	36,00%
	Standard	226,69	308,30	36,00%
	Off Peak	146,86	199,73	36,00%
	Low Demand: (Other Months)			
	Peak	240,06	326,48	36,00%
	Standard	181,46	246,78	36,00%
	Off Peak	134,14	182,43	36,00%
	Reactive energy charge.			
	A charge for all reactive energy which exceed 30% of the real energy (kWh) per half hour period in the peak and standard periods only (c/kvarh)	16,08	21,88	36,00%

INFRASTRUCTURE SERVICES

Electricity Management

		2024/25	2025/26		
Scale T2: Time Of Use Large customer at 400 V (Low voltage supply from 0 Amps to 750 Amps/phase)		Excl.Vat	Excl.Vat	% Incr	
13	Scale T2: Time Of Use Large customer at LV				
	Basic Charge per month	R956,19	R1 300,42	36,00%	
	Demand charge per kVA (Peak and Standard periods only) per month.	R183,43	R249,47	36,00%	
	Access charge per kVA per month.	R82,05	R111,59	36,00%	
	Based on highest of notified or previous 12 months highest demand.				
	Energy charge c/kWh (Periods as per shown in table below - public holidays treated as normal day)				
	High Demand: (June, July, August)				
	Peak	R660,01	R897,61	36,00%	
	Standard	R238,03	R323,72	36,00%	
	Off Peak	R154,19	R209,70	36,00%	
	Low Demand: (Other Months)				
	Peak	R252,10	R342,85	36,00%	
	Standard	R188,88	R256,88	36,00%	
	Off Peak	R140,81	R191,50	36,00%	
	Reactive energy charge.				
	A charge for all reactive energy which exceed 30% of the real energy (kWh) per half hour period in the peak and standard periods only (c/kvarh)	R15,64	R21,28	36,00%	
Small Scale embedded generation (SSEG)/ embedded generation (EG) - Export tariff					
14	Feed-inn Tariff	Energy per kWh (cents)	R99,75	R135,66	36,00%
132 kV					
15	Service Charge	R/account/day	R7 883,85	R10 722,04	36,00%
	Low Season Energy Charges				
	Peak	c/kWh	R201,04	R273,41	36,00%
	Standard	c/kWh	R138,36	R188,17	36,00%
	Off-Peak	c/kWh	R87,75	R119,34	36,00%
	High Season Energy Charges				
	Peak	c/kWh	R616,50	R838,44	36,00%
	Standard	c/kWh	R186,72	R253,94	36,00%
	Off-Peak	c/kWh	R101,38	R137,88	36,00%
	Network Access/Capacity Charge(kVA)		R11,55	R15,71	36,00%
	Demand Charge(kVA)		R21,37	R29,06	36,00%
	Ancilliary Service Charge(c/kWh)		R0,73	R0,99	36,00%
	Electrification and rural network subsidy(c/kWh)		R15,67	R21,31	36,00%
	Transmission Network Charge	R/kVA/m	R15,94	R21,68	36,00%
	Administration Charge(KvA/Day)		R251,77	R342,41	36,00%
	Reactive Service Charge(High Demand Only)	c/kWh	R28,30	R38,49	36,00%
	Municipal Mark Up only for Hulamin as per agreement		6,50%		
	Voltage Authority Charge (Excluding Hulamin)		2,50%		
	Local Authority Charge(Excluding Hulamin)		10,50%		

The table below indicates the treatment of public holidays in terms of the following tariffs TD1,TD2,T1,T2 for the period 1 July 2023 until 30 June 2024. The appropriate seasonally differentiated energy charges, energy demand charges and network demand charges will be applicable on these days. Any unexpectedly announced public holiday not listed below will be treated as the day of the week on which it falls.

The following public holidays will always be treated as a Sunday for T1 tariffs; New Year's Day, Good Friday, Family Day, Christmas Day and Day of Goodwill. All other days will be treated as a Saturday unless it falls on a Sunday in which case it will be treated as a Sunday. All public holidays for the TD1,TD2,T2 will be treated as the day of the week on which it falls.

TO BE FINALISED

Date	Day	Actual day of the week	TD1,TD2,T2	T1
			TOU day treated as normal day	TOU day treated as
09 August 2024	National Women's Day	Friday	Friday	Sunday
24 September 2024	Heritage Day	Tuesday	Tuesday	Saturday
16 December 2024	Day of Reconciliation	Monday	Monday	Saturday
25 December 2024	Christmas Day	Wednesday	Wednesday	Saturday
26 December 2024	Day of Goodwill	Thursday	Thursday	Saturday
01 January 2025	New year's Day	Wednesday	Wednesday	Saturday
21 March 2025	Human Rights Day	Friday	Friday	Sunday
18 April 2025	Good Friday	Friday	Friday	Sunday
21 April 2025	Family Day	Monday	Monday	Saturday
27 April 2025	Freedom Day	Sunday	Sunday	Sunday
28 April 2025	Public Holiday	Monday	Monday	Sunday
01 May 2025	Worker's Day	Tuesday	Tuesday	Sunday
16 June 2025	Youth Day	Monday	Monday	Sunday
17 June 2025	Public Holiday	Thursday	Thursday	Saturday

TO BE FINALISED

LOW DEMAND SEASON TIME PERIODS			
DAY	PEAK	STANDARD	OFF-PEAK
WEEK DAY		06:00 - 07:00	00:00 - 06:00
	07:00 - 10:00	10:00 - 18:00	
	18:00 - 20:00	20:00 - 22:00	22:00 - 24:00
SATURDAY		07:00 - 12:00	00:00 - 07:00
		12:00 - 18:00	
		18:00 - 20:00	20:00 - 24:00
SUNDAY			00:00 - 24:00
HIGH DEMAND SEASON TIME PERIODS			
DAY	PEAK	STANDARD	OFF-PEAK
WEEK DAY		09:00 - 17:00	00:00 - 06:00
	06:00 - 09:00	19:00 - 22:00	22:00 - 24:00
	17:00 - 19:00		
SATURDAY		07:00 - 12:00	00:00 - 07:00
		12:00 - 18:00	
		18:00 - 20:00	20:00 - 24:00
SUNDAY			00:00 - 24:00

PIETERMARITZBURG
MSUNDUZI

INFRASTRUCTURE SERVICES

Electricity Management

		2024/25 Excl.Vat	2025/26 Excl.Vat	% Incr
CHARGES FOR PUBLIC LIGHTING SERVICES TO NON-MUNICIPAL CUSTOMERS				
CHARGES FOR PUBLIC LIGHTING SERVICES TO MUNICIPAL APPLICATIONS				
L1	Lights: Whole Night (incl Maintenance)			
	Fixed-R /light/month	R74,71	R101,61	36,00%
	Energy charge per 100 Watt per month if not measured	R58,93	R80,14	36,00%
	Energy charge if measured (cents) per kWh	R161,33	R219,41	36,00%
L2	Lights: 24 hour (incl Maintenance)			
	Fixed-R /light/month	R74,71	R101,61	36,00%
	Energy charge per 100 Watt per month if not measured	R211,93	R288,23	36,00%
	Energy charge if measured (cents) per kWh	R174,42	R237,21	36,00%
L3	Lights: Whole Night High Mast (incl. Maintenance)			
	Fixed-R /light/month	R1 494,19	R2 032,09	36,00%
	Energy charge per 100 Watt per month if not measured	R173,01	R235,29	36,00%
	Energy charge if measured (cents) per kWh	R161,33	R219,41	36,00%
L4	Lights: 24 Hrs Traffic (Excl. Maintenance)			
	Maintenance charged at actual cost	Actual Cost	Actual Cost	
	Energy charge per 100 Watt per month if not measured	R211,93	R288,23	36,00%
	Energy charge if measured (cents) per kWh	R174,42	R237,21	36,00%
INTEREST RATE				
1	Interest rate per annum (calculated on daily outstanding balance)	11,75%	11,25%	

INFRASTRUCTURE SERVICES
Electricity Management

			2024/25 Excl.Vat	2025/26 Excl.Vat	% Incr
New Connection					
1	Bylaw 27(12)(a)				
	(a) Normal domestic business premises:				
	(single phase service connection with a maximum capacity of 80A with a credit meter): Plus the cost of labour and material		R6 380,71	R8 677,77	36,00%
	(single phase service connection with a maximum capacity of 80A with a prepayment meter): Plus the cost of labour and material		R7 813,36	R10 626,17	36,00%
	Plus the cost of providing and laying or mounting the underground cable or overhead wiring, as the case may be, within the consumer's property boundary				
	Plus the cost of providing and laying or mounting the underground cable or overhead wiring, as the case may be, within the consumer's property boundary				
	(b) Surcharge raised for the Tampering with domestic services per meter This shall include any				
	First offence	Reinstatement fee Plus cost of repair of	R18 312,91	R24 905,56	36,00%
	Second offence Plus	Reinstatement fee Plus cost of repair of infrastructure damage where applicable	R27 180,45	R36 965,41	36,00%
	Third or subsequent offence	Reinstatement fee Plus cost of repair of infrastructure damage where applicable	R50 673,18	R68 915,53	36,00%
	(c) Surcharge raised for the Tampering with non domestic services (Commercial & Other Types of Customers) per meter This shall include any tampering with meter/MCB/meter Bypass/				
	First Offence	Reinstatement fee Plus cost of repair of infrastructure damage where applicable	R55 223,91	R75 104,51	36,00%
	Second Offence plus	Reinstatement fee Plus cost of repair of infrastructure damage where applicable	R74 042,90	R100 698,35	36,00%
	Third or subsequent offence offence fee plus full cost of technical	Reinstatement fee Plus cost of repair of infrastructure damage where applicable	R105 775,58	R143 854,79	36,00%
	(c2) Surcharge raised for the Tampering with non domestic services (Industrial & Other Types of Customers) per meter This shall include any tampering with meter/MCB/meter Bypass/ anything that in the opinion of Municipality it is considered as interference with registering of consumption and or electricity charges				
	First Offence	Reinstatement fee Plus cost of repair of infrastructure damage where applicable	R75 423,69	R102 576,22	36,00%
	Second offence Plus	Reinstatement fee Plus cost of repair of infrastructure damage where applicable	R104 687,75	R142 375,34	36,00%
	Third or subsequent offence offence fee plus full cost of technical solution to ensure	Reinstatement fee Plus cost of repair of infrastructure damage where applicable	R137 233,44	R186 637,48	36,00%
	(d) Charges relating to administrative work in terms of arrear debt recovery and tampering with Electricity Meters or Metering Installations				
	Attendance/Visitation Fee - All Customers		R751,83	R1 022,49	36,00%
	Disconnection Fee - Installations equal to or less than 100 Amps per phase		R751,83	R1 022,49	36,00%
	Disconnection Fee - Installations above 100 Amps per phase		R2 001,34	R2 721,82	36,00%
	Reconnection Fee where tamper fee is not applicable, or reconnection is made after 12 months of disconnection date				
	- Installations equal to or less than 100 Amps per phase		R751,83	R1 022,49	36,00%
	- Installations above 100 Amps per phase		R2 001,34	R2 721,82	36,00%
	Where the tamper fee is applicable, the reconnection fee will not be charged but Backdated consumption (calculated based on Estimated tampering period) will be billed				

INFRASTRUCTURE SERVICES

<u>Electricity Management</u>		2024/25 Excl.Vat	2025/26 Excl.Vat	% Incr
(e) Surcharges: Illegal Connection and Reconnection				
1 Copper Theft				
	Theft of Material	Immediate Arrest	Immediate Arrest	
	Buying of stolen material	Immediate Arrest	Immediate Arrest	
2 Illegal service connection - Cost recovered from the person found connecting illegally to the network				
3 Interference with other consumer's equipment		R8 446,04	R11 486,62	36,00%
4 Failure to comply with any issued notice		R482,08	R655,63	36,00%
5 Improper use of Electricity		R1 205,21	R1 639,08	36,00%
6 Refusal access to inspect/Work/Operate on electrical equipment - Plus Costs to re - route the electrical infrastructure where the customers continues to denied access to electrical infrastructure				
7 Refusing to provide information		R723,13	R983,45	36,00%
8 Rendering false information		R482,08	R655,63	36,00%
Independent Technical investigation where tampering is disputed (Minimum fee if greater full cost of investigation		R482,09	R655,64	36,00%
9 applicable)				
10 Restricted access to meter room - Plus cost to rectify the situation should the customer refuse to do so		R2 001,34	R2 721,82	36,00%
11 Resale of electricity without a license or approval		R482,08	R655,63	36,00%
12 Selling or supplying electricity without authority		R482,09	R655,64	36,00%
13 Standby Equipment connected to network without authority		R1 205,21	R1 639,09	36,00%
14 Administrative Fees		R1 205,21	R1 639,09	36,00%
15 Visitation Fee (All Customers)		R751,83	R1 022,49	36,00%
Visitation Fee, delivery of notice		R751,83	R1 022,49	36,00%
16 by the Peace Officer (All				
17 Meter Box where the lock is not		R1 202,92	R1 635,98	36,00%
18 Visitation fee where the access was denied until the court application was made to gain access		R1 202,92	R1 635,98	36,00%
Plus fees related to the court order if applied & Locks		R0,00	R0,00	
19 Visitation fee where the access was denied by installing non compliant lock		R1 202,92	R1 635,98	36,00%
Broke the lock and reinstate with compliant lock + cost of lock				
20 Disconnection Fee - Installations equal to or less than 100 Amps per phase		R1 202,92	R1 635,98	36,00%
21 Disconnection Fee - Installations above 100 Amps per phase		R751,83	R1 022,49	36,00%
22 Cutting of trees where the customer has been notified and customer could not cut the trees within the specified time		R2 001,34	R2 721,82	36,00%
Plus Cost of cutting trees				
		R751,83	R1 022,49	36,00%
(f) Tampering with installed anti-tampering seals/equipment plus full cost of professionals used to investigate/prosecute		R4 820,83	R6 556,33	36,00%
(g) Use of Electricity supply without a signed consumer agreement with the Municipality		R1 206,26	R1 640,51	36,00%
(h) Unkept substation equipment accommodation room plus cost to rectify the situation should the customer refuse to do so within the prescribed period		R1 205,21	R1 639,08	36,00%
(i) Unkept meter rooms plus cost to rectify the situation should the customer refuse to do so within the prescribed period		R1 205,21	R1 639,08	36,00%
(j) Unlocked meter rooms plus cost to rectify the situation should the customer refuse to do so within the prescribed period		R1 205,21	R1 639,08	36,00%

INFRASTRUCTURE SERVICES

Electricity Management

2024/25
Excl.Vat

2025/26
Excl.Vat

% Incr

- 2 Bylaw 27 (12)(b)
In all other cases, the connection charges shall be calculated on the basis of maximum demand required in accordance with the following:

Maximum Demand (kVA)	Basic Charge (Rands)		Basic Charge if no	
	2024/25	2025/26	2024/25	2025/26
0 – 25	R9 252	R9 715	R10 376	R10 895
26 – 50	R17 348	R18 215	R19 454	R20 427
51 – 65	R22 066	R23 169	R24 742	R25 979
66 – 100	R33 214	R34 875	R37 248	R39 110
101 – 130	R42 685	R44 819	R47 870	R50 264
131 – 200	R65 129	R68 385	R73 043	R76 695
201 – 315	R164 150	R172 358	R50 145	R52 652
316 – 500	R193 857	R203 550	R109 332	R114 799
501 – 800	R240 229	R252 240	R199 803	R209 793
801 – 1 000	R284 341	R298 558	R269 772	R283 261
More than 1000 kva				101*kva +3050,31

Added to these charges will be the cost of providing and installing all cables and Council-owned equipment on the consumer's premises.

- 3 Bylaw 27 (13)(a)
Electrification projects (Low Cost Housing)
Fee for the installation and connection, for domestic or small power users, of service cable or line, electricity dispenser and, where necessary, power distribution unit:
- | | | | | |
|-----|--------------------------------------|-----------|-----------|-------|
| (a) | For a single phase service up to 20A | R440,16 | R462,16 | 5,00% |
| (b) | For a single phase service up to 60A | R2 934,38 | R3 081,10 | 5,00% |
- 1 Fee for attendance in connection with a failure of supply where the fault was found to be internal
- | | | | |
|--|---------|---------|-------|
| | R311,24 | R326,81 | 5,00% |
|--|---------|---------|-------|
- 2 Fee for testing
- (a) fee for testing and inspection of an installation
(other than bona fide shock or fault of a serious nature)
- (i) Single dwelling unit
- | | | | |
|-------------------------------|-----------|-----------|-------|
| First visit inspection | R1 496,79 | R1 571,63 | 5,00% |
| Subsequent visits/inspections | R745,99 | R783,29 | 5,00% |
- (ii) Any other installation
- | | | |
|-------------|-------------|--|
| Actual Cost | Actual Cost | |
|-------------|-------------|--|
- (b) fee for inspection of meter box upon certification by electrical contractor that a meter box is ready for inspection
- (i) First inspection
- | | | |
|-----------|-----------|--|
| No Charge | No Charge | |
|-----------|-----------|--|
- (ii) Any subsequent inspection
- | | | |
|---------|---------|-------|
| R526,61 | R552,94 | 5,00% |
|---------|---------|-------|
- 3 Fee for testing accuracy of meter
- (a) Single-phase where
- | | | |
|-----------|-----------|-------|
| R1 996,52 | R2 096,34 | 5,00% |
|-----------|-----------|-------|
- (b) Three-phase where
- | | | |
|-----------|-----------|-------|
| R2 387,16 | R2 506,52 | 5,00% |
|-----------|-----------|-------|
- (c) Maximum demand Meter
- | | | |
|-----------|-----------|-------|
| R8 602,20 | R9 032,31 | 5,00% |
|-----------|-----------|-------|
- 4 Fee for testing accuracy of tariff mcb
- (a) Single-phase service (Where the discrepancy found is greater than 10%, the customer i
- | | | |
|---------|---------|-------|
| R805,63 | R845,91 | 5,00% |
|---------|---------|-------|
- (b) Three-phase service (Where the discrepancy found is greater than 10%, the customer is
- | | | |
|-----------|-----------|-------|
| R1 144,34 | R1 201,55 | 5,00% |
|-----------|-----------|-------|

INFRASTRUCTURE SERVICES

Electricity Management

		2024/25 Excl.Vat	2025/26 Excl.Vat	% Incr
5	Fee for change of tariff mcb			
(a)	Single-phase service (any one change within the 12 month period is free))	R251,84	R264,43	5,00%
(b)	Three-phase	R251,59	R264,17	5,00%
6	Fee for checking meter reading	R252,07	R264,68	5,00%
7	Administration Fees			
(a)	Accounting Fees	R297,47	R312,35	5,00%
(b)	*First stage disconnection of electricity by removal of jumper at the meter box as requested by customer			
(c)	*Second stage disconnection of electricity as requested by customer in the manner detailed below			
	Disconnection from Pole	R1 127,75	R1 184,14	5,00%
	Disconnection from CDU	R939,79	R986,78	5,00%
	Disconnection from Tee Joint	R2 255,50	R2 368,27	5,00%
(d)	**Final stage disconnection of electricity by removal of the whole Service as requested by customer			
	Disconnection by removal of overhead cables from pole to the house	R2 255,50	R2 368,27	5,00%
	Disconnection by cutting and removing the service cable from CDU to the boundary	R2 255,50	R2 368,27	5,00%
	Disconnection by cutting and removing the service cable from Tee Joint to the boundary	R2 255,50	R2 368,27	5,00%
(e)	*Reconnection of electricity (after first stage disconnection) by replacement of jumper as requested by customer			
(f)	*Reconnection of electricity (after 2nd stage disconnection) as requested by customer by doing the following			
	Reconnection from Pole	R1 503,67	R1 578,85	5,00%
	Reconnection from CDU	R1 315,71	R1 381,49	5,00%
	Reconnection from Tee Joint	R3 007,33	R3 157,70	5,00%
(g)	**Reconnection of electricity after the final stage disconnection -			
(h)	Electricity Service retention monthly fee			
	Single phase domestic	R173,88	R182,57	5,00%
	3 phase domestic	R271,69	R285,27	5,00%
	Single phase business	R192,51	R202,14	5,00%
	3 phase business	R356,16	R373,96	5,00%
	bulk account	R841,02	R883,07	5,00%
(i)	Installation audit as requested by the customer	R751,83	R789,43	5,00%
(j)	Special Reconnection Fee - To be executed within 3 hrs of request	R1 315,71	R1 381,49	5,00%

Notes To Administration Fees

- The disconnection all only be actioned after an application has been filled and the customer paid the fee upfront
- The disconnection shall be actioned after 48 hours of request being made and payment received
- The onus of ensuring that the meter, meter room, and or the property is accessible to conduct the work lies with the customer
- Should the official find the property inaccessible, the cost for the activity shall be charged and not returned
- Only the customer or his/her duly appointed representative can request and be afforded this service
- This service is not to be used to settle disputes and landlord's may not use this service for collecting unpaid rentals or evicting their tenants
- The customer or his/her duly authorised person shall indemnify the Municipality for any legal contraventions pertaining to Human settlement disputes
- Customers who request first and second stage disconnections shall still be liable for monthly electricity service retention fees
- Customers who request first and second stage disconnections shall still be responsible for tampering fees and illegal consumption should they or property occupants tamper with electricity installation.
- Customers who request final stage disconnections shall not be liable for monthly electricity service retention fees however when they want the service in the future, they shall be subjected to new application processes, timelines and capacity availability
- The installation shall be audited prior to effecting the disconnection as requested by the customer, the installation shall be audited again prior to the reconnection as requested, the customer shall be charged for tampering if it is found during these instances
- Should the customer or his/her duly authorised representative refuse to pay the monthly electricity service retention, the installation may be removed completely and the customer be required to make new application when the supply is required
- After each activity, disconnection or reconnection as per customer request, the authorised official shall leave the installation audit certificate indicating the status of the installation as at the date the installation is disconnected/reconnected.
- The special reconnection fee will be charged on top of all other fees already charged for the for the disconnection, this fee must be paid upfront and a special reconnection fee form signed and provided to the municipality, should the reconnection be done after 3 hours, this fee shall fall away.

INFRASTRUCTURE SERVICES
WATER DISTRIBUTION AND SANITATION MANAGEMENT
Water Management

			2024/25 Excl.Vat	2025/26 Excl.Vat	% Incr
<u>Water Supply Tariffs</u>					
1	Scale 2 (1) – Domestic	Basic Charge 0kl to 6kl	R32,72 R116,58	R37,13 R132,32	13,50% 13,50%
	2 (2) – Domestic	7kl to 30kl per kl	R39,22	R44,52	13,50%
	2 (3) – Domestic	31kl to 60kl per kl	R67,79	R76,94	13,50%
	2 (4) _Domestic	61kl and over per kl	R79,13	R89,81	13,50%
	2 (5) _Domestic	Flat rate (unmetered households)	R174,28	R197,80	13,50%
<u>Indigent Benefit - Domestic Water supply only</u>					
Qualifying indigent consumers will receive the first 6kl's of water free					
2	Scale 3A – Flats, Simplexes	Basic Charge Unit	R32,72 R36,98	R37,13 R41,97	13,50% 13,50%
3	Scale 3B – Flats (Non-Rateable)	Basic Charge Unit	R32,72 R50,88	R37,13 R57,74	13,50% 13,50%
4	Scale 4A (1) – Commercial	Basic Charge 0 - 30 kl per kl	R54,53 R41,39	R61,89 R46,98	13,50% 13,50%
	4A (2) – Commercial	31kl to 60kl per kl	R46,13	R52,36	13,50%
	4A (3) – Commercial	61kl to 100kl per kl	R54,12	R61,43	13,50%
	4A (4) – Commercial	101kl and over per kl	R41,39	R46,98	13,50%
5	Scale 4B – Commercial (Non-Rateable)	Basic Charge Unit	R54,53 R51,06	R61,89 R57,95	13,50% 13,50%
6	Scale 5 – Builders, Construction Sites	Basic Charge Unit	R54,53 R51,76	R61,89 R58,75	13,50% 13,50%
		Flat Rate - Unmetered Fire Mains	R435,69	R494,51	13,50%
7	Scale 6 – Religious Organisations	Basic Charge Unit	R54,53 R41,05	R61,89 R46,59	13,50% 13,50%
8	Scale 7 – Registered Welfare & Charitable Institutions & certain Sporting Bodies which are exempted from payment of rates. Including such organizations & institutions exempted by the City Council.	Basic Charge Unit	R54,53 R41,05	R61,89 R46,59	13,50% 13,50%
9	Scale 8 – Municipal Departments	Unit	R39,19	R44,49	13,50%
10	Scale 9– Farmers (Privately owned Land)	Basic Charge 0 - 30 kl per kl 31kl to 60kl per kl 61kl to 100kl per kl 101kl and over per kl	R53,55 R40,65 R45,31 R53,16 R40,65	R60,78 R46,14 R51,42 R60,33 R46,14	13,50% 13,50% 13,50% 13,50% 13,50%
11	Rates that will be applied for the supply and delivery of potable water per km as per any written agreement: Vehicle Capacity				
	6kl	Rate per km	R22,18	R25,17	13,50%
	12kl	Rate per km	R25,49	R28,93	13,50%
	18kl	Rate per km	R28,82	R32,71	13,50%
12	The invoice will include the rates for the supply of potable water as reflected in 10 above. In addition, the invoice will be inclusive of the billing for water based on the applicable scale of water delivered during the relevant billing cycle.				

BULK CAPITAL WATER CONTRIBUTION COST
Cost based upon future water demand by Developer

R18225,00/kl/day R20 685,38 13,50%

INFRASTRUCTURE SERVICES
WATER DISTRIBUTION AND SANITATION MANAGEMENT
Sewerage Tariffs

		2024/25 Excl. Vat	2025/26 Excl. Vat	% Incr
Based on the relevant Water Scale Sewerage Tariffs				
1	Scale 2 – Domestic/House	R234,54	R266,21	13,50%
2	Multipurpose Property (Applicable to properties utilised for multiple purpose as per the rates category of property)	R264,45	R300,15	13,50%
3	Scale 3A – Flats/Simplexes per kl (From 2018/19 ALL Flats/Simplexes on Scale 3A will be charged on 80% of water consumed)	R12,44	R14,12	13,50%
4	Scale 4A – Business/Commercial per kl 0 - 400	R12,72	R14,43	13,50%
	401 - 1000	R11,87	R13,47	13,50%
	Greater than 1000	R9,81	R11,13	13,50%
NOTE: The Maximum Tariff is no Longer Applicable from 2018/19				
5	Vacant Land	R234,54	R266,21	13,50%
6	Scale 6 – Worship Places	R447,45	R507,86	13,50%
7	Scale 8M – Municipal Departments per kl	R12,72	R14,43	13,50%
8	Scale 3c, 4c, 7c – Registered Welfare & Charitable Institutions & certain Sporting Bodies which are exempted from payment of rates. Including such organizations & institutions exempted by the City Council. per kl	R12,72	R14,43	13,50%
9	Qualifying indigent consumers will receive 100% rebate in respect of the applicable charge.			

INTEREST RATE

1	Interest rate per annum (calculated on daily outstanding balance)	11,75%	11,25%
---	---	--------	--------

BULK CAPITAL SEWERAGE CONTRIBUTION COST

Cost based upon future sewer produced by Developer	R16893,00/kl/day	19173,55/kl/day	13,50
--	------------------	-----------------	-------

INFRASTRUCTURE SERVICES
WATER DISTRIBUTION AND SANITATION MANAGEMENT
Water Services Bylaw Tariffs

Sewer Connections


In all cases the connection into the Corporate Sewer shall be undertaken by the Executive Manager at the expense of the owner of the premises to be connected or his authorised agent. The Executive Manager shall decide the type and diameter of the pipe to be used for the connection.

Except where otherwise authorised, the work shall be charged at the following tariffs:

	2024/25 Excl.Vat	2025/26 Excl.Vat	% Incr
1 Connection fees payable in terms of bylaw 23(3)b:			
(a) 100mm pipes	R5 857,92	R6 648,74	13,50%
(b) 150mm pipes minimum charge [cost plus 10%]	R10 720,57	R12 167,84	13,50%
(c) 200mm pipes minimum charge [cost plus 10%]	R12 369,89	R14 039,82	13,50%
The tariffs payable to this item are subject to the provision that –			
(i) where it is necessary to include such items as manholes, or other means of access to the connection, special pipes or any other works which may be peculiar to the connection, such additional work shall be to the expense of the owner of the premises to be connected or to his authorized agent, and such additional work shall be charged at full cost plus 10% administration charges, and	Cost plus 10% Admin. Charge	Cost plus 10% Admin. Charge	
(ii) where a connection is required for a property within the central area other than a single residential dwelling, such connection shall be charged at full cost plus 10% administration charges with a minimum charge equal to the relevant tariff set out in this item.	Cost plus 10% Admin. Charge	Cost plus 10% Admin. Charge	
2 Miscellaneous Fees			
The following miscellaneous fees shall be payable to the Council in accordance with the provisions of these bylaws:			
(a) Clearing of internal drain and sewer blockages during normal working hours.	R1 592,45	R1 807,43	13,50%
(b) (i) Clearing of septic tanks within the Council's area of jurisdiction	R3 241,76	R3 679,40	13,50%
(ii) Clearing of septic tanks outside Council's area of jurisdiction (Minimum deposit R1000.00)	Cost plus 10%	Cost plus 10%	
(c) Clearing of conservancy tanks during normal working hours for non-residential property (per load)	R1 023,71	R1 161,92	13,50%
(d) Clearing of conservancy tanks during normal working hours for residential property (per load)	R511,86	R580,96	13,50%
(e) Clearing of pit latrines	R511,86	R580,96	13,50%
(f) Clearing of pit latrines monthly tariff	R79,62	R90,37	13,50%

INFRASTRUCTURE SERVICES
WATER DISTRIBUTION AND SANITATION MANAGEMENT
Water Services Bylaw Tariffs

		2024/25 Excl.Vat	2025/26 Excl.Vat	% Incr
3	The charge to be levied by the Council iro. conveyance and treatment of trade effluent discharged into its sewers from manufacturing premises shall be assessed in accordance with the following formula:			
	(i) Cost [c/kl] = 1,69 [Ave COD – 350]	R1,49	R1,69	13,50%
	(ii) The volume of effluent discharged being a fixed percentage of their monthly water consumption, such percentage being mutually agreed upon by the industry concerned and Umgeni Water.			
	(iii) The average COD value used shall be determined from the average of previous six months COD results taken by Umgeni Water.			
	(iv) Where an industry's monthly effluent sample is found to exceed the limits set out in the Water Services By-Laws, a charge will be levied for a re-inspection of the premises and re-sampling of the effluent within a two week prescribed period.	R2 106,77	R2 391,18	13,50%



INFRASTRUCTURE SERVICES
WATER DISTRIBUTION AND SANITATION MANAGEMENT
Water Supply Bylaw Tariffs

		2024/25 Excl. Vat	2025/26 Excl. Vat	% Incr
1	When an owner or a consumer desires the services of the Council for the closing down or turning on of the water from a Council Control valve to a fire supply consequent upon alterations, repairs or otherwise to the system, application shall be made for such service to the Council and the applicant shall pay in advance to the Council a fee of R1087,80 for both the closing down and turning on of water by the Council. Fees payable to Bylaw 30. <u>NOTE</u> When it is necessary for the repairs of any consumer's pipes or fittings that the water should be turned off at the mains, the consumer's plumber shall inform the Engineer who will give him notice of the day and hour that the water will be turned off, and upon the water being turned off, the plumber shall carry out the necessary repairs forthwith and complete same as expeditiously as possible.	R958,42	R1 087,80	13,50%
2	The Council is empowered summarily to cut off the water supply of any consumer whose account for water is overdue or who has contravened any of these Bylaws, without prejudice to any penalties which may be recoverable under the Bylaws, and the Council may recover the fee provided in Subsection (b) of this Bylaw and any further sum or sums due by the consumer.			
(a)	When the water supply to any consumer has been cut off under this Bylaw, or is turned off at the owner's or consumer's request for the purposes other than repairs by an authorized plumber, a disconnection fee of R1859,49 will be charged when the property is situated inside the Council's area and a disconnecting fee of R1859,49 will be charged when the property is situated outside the area of the Council, which fees will be payable by the owner or consumer, as the case may be, upon demand. Fees payable to Bylaw 32.	R1 638,32	R1 859,49	13,50%
(b)	When the water supply to any consumer has been cut off under this Bylaw, the Council may, at its discretion, on payment in full of the overdue account and the disconnecting fee and a further fee for reconnection of R1859,49 if the property is situated within the area of Council or R1859,49 if the property is situated outside the area of the Council, reconnect the supply to such premises. Fees payable to Bylaw 32	R1 638,32	R1 859,49	13,50%
(c)	Water Restriction Washer			
	Installation	R757,99	R860,32	13,50%
	Removal	R807,86	R916,92	13,50%
(d)	Surcharge raised for the reinstatement of Domestic services that have been removed for tampering (including where a meter has been removed and/or bypassed by an occupier/owner):			
	First offence	R15 418,69	R17 500,21	13,50%
	Second offence	R31 801,02	R36 094,16	13,50%
	Third or subsequent offence	R53 965,40	R61 250,73	13,50%
	Plus cost of repair of infrastructure damage where applicable			
	Plus full cost of technical solution to ensure tampering does not recur			
(e)	Surcharge raised for the reinstatement of Business and Non-Domestic services that have been removed for tampering (including where a meter has been removed and/or bypassed by an occupier/owner):			
	First offence	R77 093,41	R87 501,02	13,50%
	Second offence	R202 370,22	R229 690,20	13,50%
	Third or subsequent offence	R385 467,06	R437 505,11	13,50%
	Plus cost of repair of infrastructure damage where applicable			
	Plus full cost of technical solution to ensure tampering does not recur			
(f)	Tampering with Water Meters or Metering Installations: Domestic & Business			
	Reconnection Fee	R1 517,09	R1 721,90	13,50%
	Disconnection Fee	R1 517,09	R1 721,90	13,50%
	Back dated consumption (calculated based on estimated tampering period)			

INFRASTRUCTURE SERVICES
WATER DISTRIBUTION AND SANITATION MANAGEMENT
Water Supply Bylaw Tariffs

		2024/25 Excl. Vat	2025/26 Excl. Vat	% Incr
3 (a)	Except where other competent arrangements have been agreed upon, the tariff for connection to the water main shall be as follows[fees payable to Bylaw96]:			
(i)	In Council's area of jurisdiction – Diameter of supply pipe			
	15mm (Vulindlela)	R1 668,02	R1 893,20	13,50%
	15mm	R4 792,08	R5 439,01	13,50%
	20mm	R10 596,19	R12 026,68	13,50%
	25mm	R14 096,09	R15 999,06	13,50%
	50mm	R22 107,24	R25 091,72	13,50%
	80mm	R40 037,33	R45 442,36	13,50%
	100mm	R56 399,10	R64 012,97	13,50%
	150mm	R64 089,88	R72 742,01	13,50%
	Farmers Connection on Privately owned land			
	Supplied with 300m of 25mm HDPE			
(ii)	25mm pipe	R25 000,00	R28 375,00	13,50%
	50mm Supplied with 300m of 50mm HDPE	R30 000,00	R34 050,00	13,50%
(iii)	Outside Council's area of jurisdiction – In all cases – cost of labour and materials plus 10% supervision on total cost			
(iv)	Where an application is made for more than one connection for the same property a discount of 25% be given on the smaller connections, subject to the following –			
	(a) the application be made at the same time.			
	(b) the positions of the connections be adjacent to one another.			
	(c) the applicant be ready for the connections to be done at the same time.			
(v)	<u>Removal of Connections</u> Moving of connection from one position to another shall be charged at actual cost. Where a meter has been temporarily removed at the request of the owner, the cost of replacing the meter at a later date will be	R1 737,61	R1 972,19	13,50%
(vi)	<u>Removal or By-passing meters</u> Where a meter has been removed and/or bypassed by an occupier/owner, a fee shall be charged for the replacement of the meter.	R5 363,54	R6 087,62	13,50%
(vii)	Fee for attendance at the applicant's site at time notified by applicant where it is not possible to make the connection due to the applicants pipe-work not being ready for connection.	R1 000,00	R1 135,01	13,50%
4	The following shall be the charges for the testing of meters and testing and stamping of taps and fittings in accordance with these Bylaws:			
(a)	<u>Testing Meters</u>			
(i)	for testing meters from 15mm up to and including 25mm supplied by the Council R1270.10 provided that where the meter shows an error of more than 3% fast a refund of R1270.10 will be made to the consumer concerned.	R1 119,03	R1 270,10	13,50%
(b)	<u>Hydrant/Flow Pressure Tests</u> The charge for a flow pressure test on a hydrant shall be R1135.00 for a test and a further R1135.00 for each and every subsequent test requested.	R1 000,00	R1 135,00	13,50%
5	Emptying and filling of Tanks Emptying of Sceptic Tanks (per emptying) Filling of Static Tanks(Jojo) per 5kl Tank within the radius of 25km		R1 200,00 R1 240,00	New New

**SUSTAINABLE DEVELOPMENT AND CITIES DEVELOPMENT
TOWN PLANNING AND ENVIRONMENTAL MANAGEMENT
Town Planning Tariffs**

	2024/25 Excl.Vat	2025/26 Excl.Vat	% Incr
1. General			
(a) Zoning Certificate	R321,76	R321,76	0,00%
(b) Zoning Map	R198,01	R198,01	0,00%
(c) Land Use Map	R198,01	R198,01	0,00%
2. Consent Users			
(a) Consent	R2 963,00	R2 963,00	0,00%
(b) Medium Density Housing (Plus R587.64 per unit)	R3 589,00	R3 589,00	0,00%
(c) Bed and Breakfast/Guest House/Boarding House	R3 589,00	R3 589,00	0,00%
(d) Creche (per number of children)			
12 - 20	R3 158,00	R3 158,00	0,00%
21 - 30	R3 989,50	R3 989,50	0,00%
31 and more	R6 857,30	R6 857,30	0,00%
3. Formal Authority			
(a) Tuck-shop in all areas	R1 680,00	R1 680,00	0,00%
(b) Tavern in all areas	R3 158,00	R3 158,00	0,00%
(c) Home Activity in all areas	R476,95	R476,95	0,00%
4. Relaxation of Scheme Controls			
(Only where applicable in terms of the Scheme)			
(a) For residential purposes	R1 358,00	R1 358,00	0,00%
(b) For Non-Residential Purposes	R2 035,00	R2 035,00	0,00%
(c) Relaxation of building line/side or rear space (basic fee where full consent application is waived)	R671,15	R671,15	0,00%
5. Material change to an application			
(a) Material change to an application			
50% of the applicable application fee including Vat			
6. Multiple applications			
(a) Multiple Applications			
75% of each individual application applies including Vat			
7. Reservation/Zoning/Rezoning/Scheme Incorporations/Amendments			
(a) Reservation/Zoning/Rezoning of land in all areas			
less than 5000m2	R4 589,44	R4 589,44	0,00%
5000m2 - 5ha	R12 650,00	R12 650,00	0,00%
5ha- 10ha	R30 301,60	R30 301,60	0,00%
Basic R30	301,60 plus	301,60 plus	
R2993 for every hectare/part thereof in excess of 10ha	R2993 for every hectare/part thereof in excess of 10ha	R2993 for every hectare/part thereof in excess of 10ha	0,00%
> 10 ha	R4 589,44	R4 589,44	0,00%
(b) Amendments to Scheme	R12 650,00	R12 650,00	0,00%
The repeal of a land use scheme			
8. Removal of a Title Deed Restriction			
(a) Removal of a restriction for residential purposes	R3 369,06	R3 369,06	0,00%
(b) Removal of restrictions for non-residential purposes	R3 842,88	R3 842,88	0,00%
9. Temporary departure from the land use scheme.			
(a) Less than 12 months	R2 403,71	R2 403,71	0,00%
(b) More than 12 months	R4 009,25	R4 009,25	0,00%
10. Closure of Roads and Open Spaces			
(a) Closure of Road/Open Space	R4 589,44	R4 589,44	0,00%
11. Amendment/Phasing/Cancellation of Layout			
(a) Amendment	R4 589,44	R4 589,44	0,00%
(b) Phasing	R4 589,44	R4 589,44	0,00%
(c) Cancellation	R4 589,44	R4 589,44	0,00%
12. Subdivisions and Consolidations			
(a) As per Land Survey Tariff			
13. Fines and Penalties			
(a) As per the admission of guilt fines in terms of the Bylaw			
14 . Appeals			
(a) Lodging of an Appeal (per appeal memorandum)	R6 296,00	R6 296,00	0,00%
15. Public Hearing			
(a) Advert costs for Public Hearing by Municipal Planning Approval Authority			

**SUSTAINABLE DEVELOPMENT AND CITIES DEVELOPMENT
TOWN PLANNING AND ENVIRONMENTAL MANAGEMENT
Land Survey**

Copies and Subdivision of Land Tariffs		2024/25 Excl.Vat	2025/26 Excl.Vat	% Incr
1 (i)	Search Fee (Excluding Locality Sketches & Site Plans)	R40,89	R40,89	0,00%
(ii)	Copies of documents (per copy)			
(aa)	A4	R22,21	R22,21	0,00%
(bb)	A3	R33,31	R33,31	0,00%
(cc)	A1	R99,43	R99,43	0,00%
(dd)	A0	R143,72	R143,72	0,00%
2	Subdivisions and Consolidation of Land: Application and Approval in terms of the KZN Planning and Development Act No. 6 of 2008 and SPLUMA Bylaws			
a	Up to 10 pieces of land: Basic fee	R1 460,00	R1 460,00	0,00%
	Plus, per subdivision	R712,00	R712,00	0,00%
b	Over 10 pieces of land: Basic fee	R2 589,52	R2 589,52	0,00%
	Plus, per subdivision	R389,69	R389,69	0,00%
	Provided that in respect of subdivisions for Government-subsidised Townships for low-income Housing Projects			
	Basic fee	R800,00	R800,00	0,00%
	Plus, per subdivision	R123,40	R123,40	0,00%
c	Application for compliance certificate ito SPLUMA up to 5 erven	R1 600,00	R1 600,00	0,00%
	6 - 10 erven	R2 550,00	R2 550,00	0,00%
	11 - 50 erven	R8 500,00	R8 500,00	0,00%
	more than 50 erven	R9 500,00	R9 500,00	0,00%
	NOT APPLICABLE TO GOVERNMENT PROJECTS			
d	Consolidations			
	Basic fee	R1 402,88	R1 402,88	0,00%
	Plus, per component	R350,69	R350,69	0,00%
3	Certification of Copies of Documents			
	Basic Fee	R285,60	R285,60	0,00%
4	Pre-scrunity of building plans (at Land Survey and Town Planning)	R600,00	R600,00	0,00%
5	Notarial tie of adjacent properties	R4 500,00	R4 500,00	0,00%

**SUSTAINABLE DEVELOPMENT AND CITIES DEVELOPMENT
TOWN PLANNING AND ENVIRONMENTAL MANAGEMENT
Land Survey**

		2024/25 Excl.Vat	2025/26 Excl.Vat	% Incr
6	Applications for relaxation of municipal omnibus servitudes Basic Fee	R1 402,88	R1 402,88	0,00%
7	Applications for Removal of Title Deed Restrictions These charges will be applied as per the charges reflected in the Town Planning Tariffs			

Note:

- a. The approved tariffs in respect of Geographic Information Systems are as reflected in item 2. (ii)
– Supply of Digital Data, and are similarly applicable.

b. Advertisement of Applications for road closures and PDA applications where necessary

Advertisement costs shall be borne by the applicant. Upon confirmation of the application being complete and the 14 day acknowledgement period having lapsed, the Development Services Unit shall, within a period of fourteen (14) working days, supply the applicant with a text of the notice to be advertised in the two official languages of the region, which the applicant shall place in the Local Newspaper at their cost, and serve copies thereof on affected property owners as directed by the Senior Manager: Town Planning and Environmental Management.

PIETERMARITZBURG
MSUNDUZI

SUSTAINABLE DEVELOPMENT AND CITIES DEVELOPMENT
TOWN PLANNING AND ENVIRONMENTAL MANAGEMENT
Geographical Information Systems

		2024/25 Excl. Vat	2025/26 Excl. Vat	% Incr
1	Plotting of Digital Data:			
	<u>Paper Size (Black and White)</u>			
	A4	R117,11	R117,11	0,00%
	A3	R157,26	R157,26	0,00%
	A2	R204,10	R204,10	0,00%
	A1	R341,28	R341,28	0,00%
	A0	R451,70	R451,70	0,00%
	<u>Paper Size (Colour)</u>			
	A4	R194,06	R194,06	0,00%
	A3	R257,63	R257,63	0,00%
	A2	R411,55	R411,55	0,00%
	A1	R508,58	R508,58	0,00%
	A0	R913,43	R913,43	0,00%
2	Supply of Digital Data:			
	(i) Digital Orthophotos			
	per 1:10 000 Cut into 8 blocks of the original	R144,98	R144,98	0,00%
	per 1:5 000 sheets	R579,91	R579,91	0,00%
	per 1:10 000	R689,55	R689,55	0,00%
	(ii) Other digital data (zipped file)			
	Minimum Search fee	R301,57	R301,57	0,00%
	Per half hour thereafter	R152,24	R152,24	0,00%
	Complete data set	R3 583,88	R3 583,88	0,00%
	(iii) Cost of Digital Medium (CD)	R32,59	R32,59	0,00%
	(iv) Digital extraction of GIS Shapefiles per mb			
	0-999kb or part thereof	R101,83	R101,83	0,00%
	1mb - 5mb (per mb)	R258,44	R258,44	0,00%
	more than 5mb (per mb)	R383,89	R383,89	0,00%
	(v) Digital Extraction of maps			
	Jpeg/ PDF per image	R101,83	R101,83	0,00%
	Tiff per image	R258,44	R258,44	0,00%



**SUSTAINABLE DEVELOPMENT AND CITIES DEVELOPMENT
TOWN PLANNING AND ENVIRONMENTAL MANAGEMENT
Building Control Tariffs**

The following amended tariffs are for the Msunduzi Municipality excluding Less Formal Townships and any other area declared by the Msunduzi Municipality

	2024/25 Excl.Vat	2025/26 Excl.Vat	% Incr
1. Building plans submission fees			
(a) Preliminary building plans submitted for scrutiny and comment, 25% of the normal plan approval fee as detailed below.			
(b) Plans for new buildings or additions to buildings submitted			
i) For the first 20m ²	R680,89	R680,89	0,00%
ii) Each additional 10m ² exceeding 20 m ² up to and including 5000 m ²	R175,58	R175,58	0,00%
iii) For each additional 10m ² over 5000 m ² up to and including 15000 m ²	R265,88	R265,88	0,00%
iv) For each additional 10m ² over 15 000 m ²	R57,08	R57,08	0,00%
v) Minimum charge	R680,89	R680,89	0,00%
(c) Minor Building Work	R457,42	R457,42	0,00%
(d) Approval-in-Principle (non-refundable)	25% of Building Plan Fee	25% of Building Plan Fee	
(e) Alterations ½% of estimated cost (0,005 x estimated cost) - minimum charge	R680,89	R680,89	0,00%
(f) Swimming Pools - minimum charge	R454,98	R454,98	0,00%
(g) Drainage - minimum charge only	R680,89	R680,89	0,00%
(h) Petrol, Diesel & Gas Installations - minimum charge only	R680,89	R680,89	0,00%
(i) Temporary Buildings & Structures For every 50m ² (or part thereof)	R389,21	R389,21	0,00%
(j) Pre-Cast Concrete Boundary Fences Precast concrete boundary walls not adjacent to a road boundary and not exceeding 1,8 metres in height shall be exempt from the need for the submission of sketch plans or the payment of a fee	Exempt	Exempt	
Precast concrete boundary walls not adjacent to a road boundary but exceeding 1,8 metres in height shall require the submission of an application with sketch plan and the payment of fee of	R454,98	R454,98	0,00%
Precast concrete boundary walls adjacent to a road and not exceeding 1,5 metres in height shall be exempt from the need for the submission of plans or the payment of a fee	Exempt	Exempt	
Precast concrete boundary walls adjacent to a road and which exceed 1,5 metres in height shall be subject to the submission of application forms, building plans and payment of a fee calculated at half a percent of the value of the fence with a minimum fee of	R192,54	R192,54	0,00%
(k) Application fee for processing of Demolition applications	R450,00	R450,00	0,00%
(l) Application fee for the substitution of a plan during the approval process	R289,00	R289,00	0,00%

SUSTAINABLE DEVELOPMENT AND CITIES DEVELOPMENT
TOWN PLANNING AND ENVIRONMENTAL MANAGEMENT
Building Control Tariffs

		2024/25 Excl.Vat	2024/25 Excl.Vat	% Incr
2	Hoarding			
	Deposit - Per frontage of 10m (or part thereof)	R7 385,62	R7 385,62	0,00%
	Rental - Per frontage of 10m (or part thereof) per week	R356,92	R356,92	0,00%
4	Building plans			
	(a) Search fees	R40,89	R40,89	0,00%
	(b) Copies of documents (per copy)			
	i) A4	R13,71	R13,71	0,00%
	ii) A3	R15,56	R15,56	0,00%
	(c) Copies of building plans (per copy)			
	i) A4	R29,23	R29,23	0,00%
	ii A3	R65,25	R65,25	0,00%
	iii) A2	R107,30	R107,30	0,00%
	iv A1	R136,73	R136,73	0,00%
	v) AO	R179,50	R179,50	0,00%
	ix) Digital copies	R 127,30	R 127,30	0,00%



**SUSTAINABLE DEVELOPMENT AND CITIES DEVELOPMENT
TOWN PLANNING AND ENVIRONMENTAL MANAGEMENT
Building Control Tariffs**

PLAN SUBMISSION FEES FOR MASS HOUSING TOWNSHIPS AND ANY
OTHER AREA DECLARED BY THE MSUNDUZI MUNICIPALITY

		2024/25 Excl.Vat	2025/26 Excl.Vat	% Incr
1	Building Plans			
	(a) Preliminary plans submitted for scrutiny and comment	R240,20	R240,20	0,00%
	(b) 20 m² - 30 m²	R240,20	R240,20	0,00%
	(c) 30 m² - 40 m²	R281,54	R281,54	0,00%
	(d) 40 m² - 50 m²	R312,50	R312,50	0,00%
	(e) 50 m² - 60 m²	R349,56	R349,56	0,00%
	(f) 60 m² - 70 m²	R445,92	R445,92	0,00%
	(g) 70 m² - 80 m²	R569,47	R569,47	0,00%
	(h) for the alteration of any building which does not increase the floor area thereof	R240,20	R240,20	0,00%
	(i) application fee for the erection of a minor building work as defined in the National Building Regulations	R240,20	R240,20	0,00%
	(j) permission for the erection of temporary buildings may be granted upon payment of a charge of R240,20 for each 50 m² or part thereof. Such permission shall be valid for twelve months, but may be renewed for further periods of twelve months upon payment of charges at the same rate.	R240,20	R240,20	0,00%
2	Precast concrete boundary walls			
	(a) precast concrete boundary walls not adjacent to a road boundary but exceeding 1,8 metres in height shall require the submission of an application with sketch plan but exempt from the payment of a fee	Exempt	Exempt	
	(b) precast concrete boundary walls adjacent to a road boundary and not exceeding 1,5 metres in height shall be exempt from the need for the sub-mission of sketch plans or the payment of a fee.	Exempt	Exempt	
	(c) precast concrete boundary walls adjacent to a road and which exceed 1,5 metres in height shall be subject to the submission of application forms, building plans and payment of a fee calculated at half a per cent of the value of the fence with a minimum fee of	R240,20	R240,20	0,00%
3	Building plan search fee	R40,89	R40,89	0,00%

**SUSTAINABLE DEVELOPMENT AND CITIES DEVELOPMENT
TOWN PLANNING AND ENVIRONMENTAL MANAGEMENT
Building Control - Advertising Signage Tariffs**

A. Application Fees and Deposits for a License/Permit for Outdoor Advertising

Every person who applies to Council for its approval or permission shall on making application pay to the Council the charge determined therefore and no application shall be considered until such charge has been paid;
The charges are set out below:

1	A non-refundable application fee must be tendered with each application (whether on privately-owned or Council-owned property). Application fees per sign shall be levied for sign types A (Billboards), B (Ground Signs), C (Wall Signs), D (Roof Signs), and E (Verandah, Balcony, Canopy and Under-Awning Signs) as follows: NB! Application fees for billboards and ground signs will be per sign face.		
(a)	Council-owned Property		
	For any Billboard or Ground Sign on Council Property		
	Basic Fee	R1 650,00	R1 765,50
	Plus the applicable fee as reflected below:		
	Area of Sign		
	Non Illuminated		
	Application fee per sign for sign area up to 2m ²	R586,24	R627,28
	Application fee per sign for sign area up to 4m ²	R806,49	R862,94
	Application fee per sign for sign area up to 6m ²	R1 085,20	R1 161,16
	Application fee per sign for sign area up to 12m ²	R1 550,66	R1 659,21
	Application fee per sign for sign area up to 18m ²	R5 067,02	R5 421,71
	Application fee per sign for sign area up to 24m ²	R6 340,70	R6 784,55
	Application fee per sign for sign area up to 36m ²	R9 855,93	R10 545,85
	Application fee per sign for sign area over 36m ²	R12 095,43	R12 942,11
	Area of Sign		
	Illuminated		
	Application fee per sign for sign area up to 2m ²	R589,63	R630,90
	Application fee per sign for sign area up to 4m ²	R889,95	R952,25
	Application fee per sign for sign area up to 6m ²	R1 323,78	R1 416,44
	Application fee per sign for sign area up to 12m ²	R2 013,44	R2 154,38
	Application fee per sign for sign area up to 18m ²	R6 107,10	R6 534,60
	Application fee per sign for sign area up to 24m ²	R7 369,70	R7 885,58
	Application fee per sign for sign area up to 36m ²	R11 819,33	R12 646,68
	Application fee per sign for sign area over 36m ²	R18 071,07	R19 336,04
	Area of Sign		
	Electronic		
	Application fee per sign for sign area up to 2m ²	R1 308,67	R1 400,28
	Application fee per sign for sign area up to 4m ²	R2 610,65	R2 793,40
	Application fee per sign for sign area up to 6m ²	R3 926,01	R4 200,83
	Application fee per sign for sign area up to 12m ²	R8 852,03	R9 471,67
	Application fee per sign for sign area up to 18m ²	R9 778,04	R10 462,50
	Application fee per sign for sign area up to 24m ²	R10 697,36	R11 446,18
	Application fee per sign for sign area up to 36m ²	R11 549,39	R12 357,85
	Application fee per sign for sign area over 36m ²	R15 396,65	R16 474,42
(b)	Privately-owned Property (excluding National/Provincial Government)		
	Application fee per sign for sign area up to 2m ²	R1 308,67	R1 400,28
	Application fee per sign for sign area up to 4m ²	R2 610,65	R2 793,40
	Application fee per sign for sign area up to 6m ²	R3 926,01	R4 200,83
	Application fee per sign for sign area up to 12m ²	R8 852,03	R9 471,67
	Application fee per sign for sign area up to 18m ²	R9 778,04	R10 462,50
	Application fee per sign for sign area up to 24m ²	R10 697,36	R11 446,18
	Application fee per sign for sign area up to 36m ²	R11 549,39	R12 357,85
	Application fee per sign for sign area over 36m ²	R13 748 plus R1498 per m3	R14 710 plus R1498 per m3
	Rental per month (Billboard)		
	Application fee per sign for sign area up to 2m ²	R3 500,00	R3 745,00
	Application fee per sign for sign area up to 4m ²	R4 500,00	R4 815,00
	Application fee per sign for sign area up to 6m ²	R4 000,00	R4 280,00
	Application fee per sign for sign area up to 12m ²	R5 500,00	R5 885,00
	Application fee per sign for sign area up to 18m ²	R5 900,00	R6 313,00
	Application fee per sign for sign area up to 24m ²	R6 500,00	R6 955,00
	Application fee per sign for sign area up to 36m ²	R9 500,00	R10 165,00
	Application fee per sign for sign area over 36m ²	R10 500,00	R11 235,00
2	Any minor amendment to an application, considered by the duly authorized official of Council to be a minor amendment, may be submitted at a reduced application fee of R476.15 each	R445,00	R476,15
3	An application fee must be tendered with each application for advertisements for sign types F (Posters, Banners and Flags excluding Election Advertisements) as follows:		
3.1	Per 25 posters or part thereof	R600,00	R642,00
3.2	Per 25 posters or part thereof for events not taking place within the Msunduzi Municipal area	R2 350,00	R2 514,50
3.3	Per 50 posters or part thereof	R1 875,98	R2 007,30
3.4	Per 50 posters or part thereof for events not taking place within the Msunduzi Municipal area	R3 800,00	R4 066,00
3.5	Per 100 posters or part thereof for events taking place within the Msunduzi Municipal area	R3 693,35	R3 951,88
3.6	Per 100 posters or part thereof for events not taking place within the Msunduzi Municipal area	R6 500,00	R6 955,00
3.7	Posters for extra week (additional) over and above the fourteen days	R414,95	R444,00

TOWN PLANNING AND ENVIRONMENTAL MANAGEMENT
Building Control - Advertising Signage Tariffs

		2024/25 Excl.Vat	2025/26 Excl.Vat	% Incr
4	Estates Agents Boards - A non-refundable application fee (or part thereof) must be tendered with the annual application , per Agency			
	Per annum			
4.1	1 to 5 Agents	R2 089,00	R2 235,23	7,00%
4.2	6 to 10 Agents	R4 500,00	R4 815,00	7,00%
4.3	11 to 20 Agents	R9 580,00	R10 250,60	7,00%
4.4	21 to 30 Agents	R13 500,00	R14 445,00	7,00%
4.5	31 to 50 Agents	R17 918,00	R19 172,26	7,00%
4.6	51 Plus Agents	R38 500,00	R41 195,00	7,00%
5	A non-refundable application fee must be tendered with the annual application for Portable Boards (Sandwich Boards) or any other collapsible structure – per annum	R1 502,00	R1 607,14	7,00%
6	A non-refundable application fee must be tendered with each application for Aerial Advertisements; (except where to be mounted on an aircraft). Adequate public liability insurance for the duration of display will also need to be furnished to Council's satisfaction – per annum	R1 502,00	R1 607,14	7,00%
7	Transit Advertising: A non-refundable application fee as follows; must be tendered with each application for transit vehicles. A certified copy of the current vehicle registration certificate must accompany each application:			
7.1	Annual Application Fee for trailers – per annum	R1 980,00	R2 118,60	7,00%
7.2	Annual Application Fee for electronic trailer– per annum	R3 905,00	R4 178,35	7,00%
8	Newspaper Headline Posters: A non-refundable application fee per annum or part thereof must be tendered with the annual application fee (from each company)	R3 982,00	R4 260,74	7,00%
9	Street Pole Advertisements - application fee (once-off) per pole	R418,00	R447,26	7,00%
10	Building Wraps - Non refundable application fee	R3 899,00	R4 171,93	7,00%

PIETERMARITZBURG
M S U N D U Z I

**SUSTAINABLE DEVELOPMENT AND CITIES DEVELOPMENT
TOWN PLANNING AND ENVIRONMENTAL MANAGEMENT**
Building Control - Advertising Signage Tariffs

		2024/25 Excl.Vat	2025/26 Excl.Vat	% Incr
B. Rentals for Individual Outdoor Advertising Signs on Council Property				
Rental shall be charged in respect of all individual outdoor advertising signage on Council property in terms of the current Policy and Bylaws on Outdoor Advertising Signs, excluding any bulk signage erected as part of an approved project for a particular type of signage at various locations in the City. The minimum being as follows:				
1	Banners- R 559,00 per week or part thereof per banner plus any costs incurred by the Council in the erection thereof (Charitable and non-profit organizations will be exempt from the above tariff, but must still tender an application.)	R559,00	R598,13	7,00%
1.1	Banners- for an extra week (additional) over and above the initial two weeks	R690,81	R739,17	7,00%
1.2	Advertising on Comrades Gantry (per week)	R2 661,36	R2 847,66	7,00%
1.3	Comrades Gantry, for out of area events	R3 924,79	R4 199,53	7,00%
1.4	Gantry for an extra week (additional) over and above the fourteen days	R632,80	R677,10	7,00%
2	A fee must be tendered with each application for advertisements for sign types F (Flags excluding Election Advertisements) for fourteen days			
2.1	Flags (special event) 1-15	R2 478,51	R2 652,01	7,00%
2.2	Commercial advertising flags (per flag)	R105,98	R113,40	7,00%
3	Remote Advertising Annual Rental per Sq m per face	R407,65	R436,19	7,00%
4	Annual Rental per Sq m per face - Electronic Advertising Signs on Council property	R1 223,43	R1 309,07	7,00%
5	Transit Advertising: A non-refundable rental fee			
5.1	Per Trailer per Site – per week	R673,55	R720,70	7,00%
5.2	Per Electronic Trailer per Site – per week	R1 102,01	R1 179,15	7,00%
5.3	Release of impounded vehicles - Items 1, 2 and 3 of the Traffic and Security Tariffs as contained in this document shall apply.			
6	Street Pole Advertisements - Rental for 2 weeks per pole	R544,08	R582,16	7,00%
7	Newspaper Headline Posters: A non-refundable rental fee			
7.1	A Rental fee based on the total number of display frames to be used shall be paid monthly in advance, per display frame	R7,58	R8,11	7,00%
8	An encroachment fee per m² per annum or part thereof to be paid for each sign type that encroaches over Council property.	R672,95	R720,06	7,00%
C. Illegal Outdoor Advertising Signs on Council Property (per advertising sign)				
1	Registered Estates Agents boards fine	R2 018,85	R2 160,17	7,00%
2	Authorised (Harzadous, worn out)	Removal Fee	Removal Fee	
3	Unauthorised Signs fine	R253,03	R270,74	7,00%
4	Failure to remove legal posters fine	R6 729,50	R7 200,57	7,00%
5	Unauthorised posters fine	R8 402,45	R8 990,62	7,00%
6	Illegal trailer fine	R14 074,78	R15 060,01	7,00%
7	Illegal electronic advertisement fine	R20 493,18	R21 927,70	7,00%
8	Illegal Billboard fine	R13 878,85	R14 850,37	7,00%

In addition to the fines above, the actual removal fee will be charged if the advertising sign is removed at Council's cost

**SUSTAINABLE DEVELOPMENT AND CITIES DEVELOPMENT
TOWN PLANNING AND ENVIRONMENTAL MANAGEMENT
Wayleaves Tariffs**

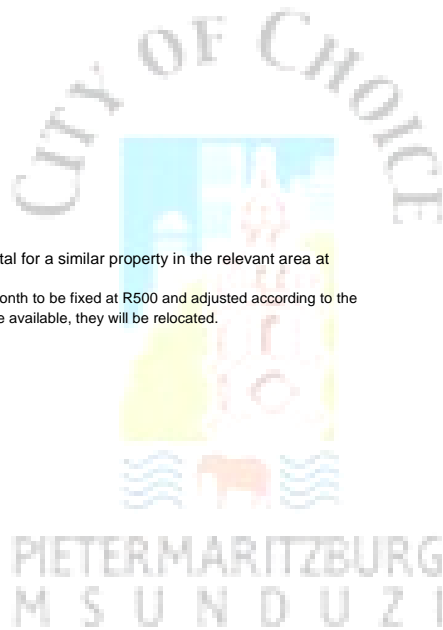
		2024/25 Excl.Vat	2025/26 Excl.Vat	% Incr
1	Processing Fees			
	a. Processing of a Wayleave Application:			
	- Basic (up to 1km service installation)	R1 471,58	R1 692,32	15,00%
	- Additional (per extra km or part thereof)	R1 471,58	R1 692,32	15,00%
	- Processing of application to close a road for construction purposes	R1 655,53	R1 903,86	15,00%
2	Exemption for tariff but not for extension of time:			
	All Msunduzi Departments			
	All National Departments			
	All Provincial Departments			
		As determined by Municipal Traffic	As determined by Municipal Traffic	
3	Parking meter bays: dis-established			
4	Charges/Fees for the use of Public Road Reserves			
	<u>Basic Charge/Fee during construction:</u>			
	Per day	R1 991,23	R2 289,91	15,00%
5	Tariffs for extension of time beyond that approved in the Wayleave Work Permit: (without prejudice to Council's other rights or remedies in terms of the application bylaws or Wayleave Permit)			
	Charge payable additional to Basic Charge/Fee, Per day	R995,62	R1 144,96	15,00%
6	Penalty for exceeding the time to do work in terms of the Wayleave permit, per day	R13 459,00	R15 477,85	15,00%
7	Penalty for having temporary closed a road without written permission from Roads and Stormwater Department	R26 918,00	R30 955,70	15,00%
8	Penalties ((without prejudice to Council's other rights or remedies in terms of the applicable by-laws or Wayleave Permit: Upon inspection, deviation from Wayleave conditions (per occasion, payable immediately)) -	R9 956,16	R11 449,58	15,00%
9	Security Deposit (at the end of guarantee period of 12 months the security deposit shall be refunded, or the balance remaining if it has been drawn on to repair poor quality workmanship or damage to other services, shall be refunded):			
	The security deposit shall be kept on the trust account of an attorney, and proof be submitted to the Municipality, any costs related to this shall be to the applicant.			
	Project less than 100 m	R13 459,00	R15 477,85	15,00%
	Project between 100m to 1000m	R134 590,00	R154 778,50	15,00%
	Project greater 1001 m	R672 950,00	R773 892,50	15,00%

**SUSTAINABLE DEVELOPMENT AND CITIES DEVELOPMENT
HOUSING DEVELOPMENT FUND
Human Settlements**

Eastwood No.1 (Econo)
Eastwood No. 1 (Sub-E)
Glenwood
The Grange No. 1
Northdale No. 8 (Sub-E)
Northdale No. 10 (Sub-E)
Northdale 7 (Econo)
Northdale 9 (Econo)
Northdale 12
Riverbend No. 1
Woodlands No. 3
Woodlands No. 4
Woodlands No. 8

Sobantu - Housing
Properties Outside Schemes

Rents for the above areas will be calculated at the prevailing market rental for a similar property in the relevant area at the time the property is allocated.
Rental for household with a monthly income from between R0 to R3500 per month to be fixed at R500 and adjusted according to the flat size. This only applies to existing tenants. Once new BNG/RDP houses are available, they will be relocated.



**SUSTAINABLE DEVELOPMENT AND CITIES DEVELOPMENT
HOUSING DEVELOPMENT FUND
Human Settlements**

	2024/25 Excl.Vat	2025/26 Excl.Vat	% Incr
Willow Gardens			
Batchelor Flat rental			Removed
1 Bedroom Flat rental			Removed
2 Bedroom Flat rental			Removed
3 Bedroom Flat rental			Removed
Rental for household with a monthly income from between R3501 to R7500 per month be set at 25% of their household income and adjusted according to the flat size. This only applies to existing tenants.			
Erica and Nerina Flats			
2 Bedroom Flat rental			Removed
3 Bedroom Flat rental			Removed
Rental for household with a monthly income from between R0 to R3500 per month to be fixed at R500 and adjusted according to the flat size. This only applies to existing tenants. Once new BNG/RDP houses are available, they will be relocated.			
Erica and Nerina Flats			
2 Bedroom Flat rental			Removed
3 Bedroom Flat rental			Removed
Rental for household with a monthly income from between R3501 to R7500 per month be set at 25% of their household income and adjusted according to the flat size. This only applies to existing tenants.			
<u>Gross minimum income to afford accommodation at market related rentals are as follows:-</u>			
not more than 20% of income			
Willow Gardens – per month			
Batchelor Flat			Removed
1 Bedroom Flat			Removed
2 Bedroom Flat			Removed
3 Bedroom Flat			Removed
Erica and Nerina Flats – per month			
2 Bedroom Flat			Removed
3 Bedroom Flat			Removed
New Tenants – An increase based on the Valuation of Rental Stock will be applied			
<u>Notes:</u>			
1	Offers of accommodation are made to applicants only where the required rental does not constitute more than 20% of the applicant's gross income in terms of Council Resolution and based on national legislation.		
2	The gross minimum income to qualify to be registered on Council's waiting list is <u>R3500.00</u> which is in accordance with the Housing Act of 1997.		
Jika Joe Flats - per month			
2 Bedroom Flat			
	Income bands		
	R800 - R1500 pm		
	R1501 - R2500 pm		
	R2501 - R3500pm		
Notes			
1	Rental stock at Jika Joe flat is for phase 1 units only and gross minimum income to be registered on councils's waiting list is <u>R800</u>		
INTEREST RATE			
1	Interest rate per annum (calculated on daily outstanding balance)	11,75%	11,25%

**SUSTAINABLE DEVELOPMENT AND CITIES DEVELOPMENT
DEVELOPMENT SERVICES MANAGEMENT
Licensing**

		2024/25 Excl.Vat	2025/26 Excl.Vat	% Incr
1	Trade Licenses Application Fee			
	Business conducted from fixed premises			
	Item 1 & 2 License	No Change	No Change	
	Processing Fee	R874,18	R874,18	0,00%
	Informal Trade License Application Fee			
	Item 3 License	No Change	No Change	No Change
	Processing Fee	R168,00	R168,00	0,00%
	Duplicate License Fee	No Change	No Change	No Change
	Processing Fee	R60,00	R60,00	0,00%
	Informal Trade			
	(i) Traders without Facilities	R150,00	R150,00	0,00%
	(ii) Traders with Facilities	R200,00	R200,00	0,00%
	(iii) Traders with Services (Electricity & Water)	R350,00	R350,00	0,00%
	Impoundment of Goods	R500,00	R500,00	0,00%
	Release of goods fee	R350,00	R350,00	0,00%
	General Traders (Freedom Square)			
	Permit Identification Fee	R200,00	R200,00	0,00%
	Guilty Offence Fee	R120,75	R120,75	0,00%
		R1 000,00	R1 000,00	0,00%
2	Bandstand	R280,00	R280,00	0,00%

SUSTAINABLE DEVELOPMENT AND CITIES DEVELOPMENT

Health

		2024/25 Excl.Vat	2024/25 Excl.Vat	% Incr
1	Food Inspection			
	For Voluntary surrender of foodstuffs for destruction	R164,51	R164,51	0,00%
2	Animal & Bee keeping permits (per permit)	R75,58	R75,58	0,00%
3	Fines			
	For contravention of health legislation			
Tariffs relating to Dairymen and Milk Dealers				
4	Fees payable in respect of certificates of registration:			
	(a) application for a certificate of registration	R744,59	R744,59	0,00%
	(b) annual renewal thereof	R356,62	R356,62	0,00%
5	Fees payable for the testing of milk samples:			
	(a) during consideration of an application for a certificate of registration	R581,99	R581,99	0,00%
	(b) upon request	R587,54	R587,54	0,00%
6	Clearing of Vacant Land	Cost of clearing plus any applic. fee	Cost of clearing plus any applic. fee	
7	Disposal of the Dead			
	Application per competence certificate(funeral and Mortuaries)	R680,00	R680,00	0,00%
	Application for exhumations and re-burials	R583,00	R583,00	0,00%
	Annul renewal:Certificate of Competence	R500,00	R500,00	0,00%
8	Food Safety			
	Certificate of Acceptability fees (informal)	R280,00	R280,00	0,00%
	Certificate of Acceptability fees (formal)	R589,00	R589,00	0,00%
	Certificate of Acceptability fees (Vehicles/Mobile)	R650,00	R650,00	0,00%
	Food Export Certificate per application	R1 360,64	R1 360,64	0,00%
	Certificate of acceptability (feeding schemes-government schools(NoFee)		R0,00	
9	Fuel Burning Appliances			
	Fuel Burning Equipment Certificates	R3 089,00	R3 089,00	0,00%
	Open Burning Certificate per application	R815,38	R815,38	0,00%
	Biennial (2Years) Certificate renewal	R1 500,00	R1 500,00	0,00%
10	Events			
	Open Air Music Events	R815,38	R815,38	0,00%
	EHP time rendered for service per hour	R680,00	R680,00	0,00%
	Certificate of acceptability fee per event	R200,00	R200,00	0,00%
11	Health Permits			
	Administrative/processing fees(all permits)Processing fee amount to be offset against permit fee if permit granted			
	Administrative/processing fee non-refundable if permit is not approved	R200,00	R200,00	0,00%
	Day- care Centres - (Private)	R890,00	R890,00	0,00%
	NGO,CBO(NPO's Certificate)	R890,00	R890,00	0,00%
	Schools - (Private)	R890,00	R890,00	0,00%
	Nursing Homes (Private)	R890,00	R890,00	0,00%
	Old age homes (Private)	R890,00	R890,00	0,00%
	Rehabilitation centres (Private)	R890,00	R890,00	0,00%
	Accommodation establishment	R890,00	R890,00	0,00%
	Beauty salons & Tattoo Parlour	R890,00	R890,00	0,00%
	Dry cleaning- Laundry establishment (Private)	R500,00	R500,00	0,00%
	Keeping of Animals (business pet shop etc)	R890,00	R890,00	0,00%
	Keeping of Animals	R890,00	R890,00	0,00%
	Offensive Trades	R2 208,00	R2 208,00	0,00%
	Re-Issue of Certificates/Permits	R382,54	R382,54	0,00%
	Ritual slaughter (No Fee)		R0,00	
12	Scientific Services (WATER QUALITY ANALYSIS)			
	E Coli	R343,84	R343,84	0,00%
	Total Collforms	R343,84	R343,84	0,00%
	S.Aureus(identify)	R343,84	R343,84	0,00%
	Total Plate count	R343,84	R343,84	0,00%
	Salmonella	R343,84	R343,84	0,00%
	Phosphatase	R343,84	R343,84	0,00%
	Salmonella	R343,84	R343,84	0,00%
	Turbidity	R343,84	R343,84	0,00%
	pH	R343,84	R343,84	0,00%
	Total/free chlorine	R343,84	R343,84	0,00%
	Chemical Oxygen Demand	R343,84	R343,84	0,00%
	Listeria monocytogenes	R343,84	R343,84	0,00%
	Chemical analysis of drinking water in terms of SANS 241	R1 343,84	R1 343,84	0,00%
	Sampling and analysis of Bore-hole intended for human consumption	R1 343,84	R1 343,84	0,00%
	Sampling and analysis of a communal swimming pool	R643,84	R643,84	0,00%
	Pre and post analytical consumables	R343,84	R343,84	0,00%
13	NUISANCES			

Cutting of
grass,undergrowth,weeds
and /or vegetation to a
maximum height of
150mm above ground
level per 2m,which shall
include the shredding of
grass to the satisfaction
of the Council

R21,45

R21,45

0,00%



SUSTAINABLE DEVELOPMENT AND CITIES DEVELOPMENT

		Health	2024/25 Excl.Vat	2025/26 Excl.Vat	% Incr
		Cutting of reeds to a maximum height of 150mm above ground level per m2, which shall include the shredding or removal thereof to the satisfaction of the Council	R31,45	R31,45	0,00%
		Removal of waste material to the satisfaction of the Council per 1000kg or part thereof	R720,25	R720,25	0,00%
14	SERVICES FOR INDIGENT	Proof of status	10-25% of normal	10-25% of normal	
15	ATMOSPHERIC EMISSION LICENSING	ATMOSPHERIC EMISSION LICENSING	R13 090,95	R13 090,95	0,00%
		Application for Atmospheric Emission Licence review	R13 090,95	R13 090,95	0,00%
		Application for Atmospheric Emission Licence renewal	R6 545,48	R6 545,48	0,00%
		Application for Atmospheric Emission Licence transfer	R6 618,19	R6 618,19	0,00%
16	VECTOR CONTROL	Disinfection of vectors and other pests eg mosquitoes, cockroaches	R223+(120/500ml)	R223+(120/500ml)	
		Destruction of rodents on premises	R223+(55,44 per 100g bait unit)	R223+(55,44 per 100g bait unit)	
17	COVID-19	Disinfection for Covid-19	R223+(120/500 ml)	R223+(120/500 ml)	

Environmental Management

1	Conservation Plan Map (digital)		R607,00	R607,00	0,00%
2	Ecosystem Services Plan Map (digital)		R607,00	R607,00	0,00%
3	Application for rectification of non-compliance with the Public Open Space By-Law				
		High impact activity	R13 459,00	R13 459,00	0,00%
		Medium impact activity	R8 094,25	R8 094,25	0,00%
		Low impact activity	R6 729,50	R6 729,50	0,00%

SUSTAINABLE DEVELOPMENT AND CITIES DEVELOPMENT
Greater Edendale & Vulindlela Development Initiative

	2024/25 Excl.Vat	2025/26 Excl.Vat	% Incr
Printing of Maps on Edendale ArcMap Software			
Erf/Erven Cadastral Map (Black & White)			
A4	R35,00	R35,00	0,00%
A3	R51,50	R51,50	0,00%
A2	R62,00	R62,00	0,00%
A1	R85,50	R85,50	0,00%
A0	R120,00	R120,00	0,00%
Erf/Erven Cadastral Map (Colour)			
A4	R49,00	R49,00	0,00%
A3	R71,50	R71,50	0,00%
A2	R122,00	R122,00	0,00%
A1	R162,00	R162,00	0,00%
A0	R289,00	R289,00	0,00%
with ≤ 5 layers			
A4	R47,22	R47,22	0,00%
A3	R75,81	R75,81	0,00%
A2	R125,47	R125,47	0,00%
A1	R265,38	R265,38	0,00%
A0	R333,62	R333,62	0,00%
with > 5 layers			
A4	R81,68	R81,68	0,00%
A3	R139,27	R139,27	0,00%
A2	R258,39	R258,39	0,00%
A1	R312,30	R312,30	0,00%
A0	R430,54	R430,54	0,00%
Electronic Maps Created on Edendale ArcMap Software <i>(Copied onto memory stick or emailed)</i>			
A4	R30,00	R30,00	0,00%
A3	R41,50	R41,50	0,00%
A2	R52,00	R52,00	0,00%
A1	R75,50	R75,50	0,00%
A0	R100,00	R100,00	0,00%
with ≤ 5 layers			
A4	R32,22	R32,22	0,00%
A3	R42,81	R42,81	0,00%
A2	R55,47	R55,47	0,00%
A1	R65,38	R65,38	0,00%
A0	R82,62	R82,62	0,00%
with > 5 layers			
A4	R81,68	R81,68	0,00%
A3	R109,27	R109,27	0,00%
A2	R258,39	R258,39	0,00%
A1	R312,30	R312,30	0,00%
A0	R430,54	R430,54	0,00%
Edendale Property Ownership Information			
Ownership Search Fee	R30,00	R30,00	0,00%
Print Out of Ownership Information	R45,00	R45,00	0,00%
Print Out & Map	R50,00	R50,00	0,00%
Edendale ArcMap Shapefiles			
Project Information Package	R765,97	R765,97	0,00%
Digitising of Data on ArcMap			
Minimum Fee (0-30min)	R144,63	R144,63	0,00%
Thereafter (per 30min)	R109,34	R109,34	0,00%
Complete Package of Edendale ArcMap Information Dataset (Excluding Individual Projects and Private Operational Municipal Datasets)	R2 867,53	R2 867,53	0,00%

**SUSTAINABLE DEVELOPMENT AND CITIES DEVELOPMENT
MUNICIPAL BUSINESS ENTITIES MANAGEMENT**
Airport

		2024/25 Excl.Vat	2025/26 Excl.Vat	% Incr
1	Passenger levy fee			
	departing passengers on all scheduled flights	R171,21	R196,90	15,00%
	departing passengers on all non-schedule/charter flights	R171,21	R196,90	15,00%
	departing passengers on general aviation flights	R102,96	R118,40	15,00%
2	Domestic Landings: Fixed Wing Aircraft			
	Maximum certified mass in kg of aircraft up to and including			
	0 - 500	R113,91	R130,99	15,00%
	501 - 1000	R168,12	R193,34	15,00%
	1001 - 1500	R215,43	R247,74	15,00%
	1501 - 2000	R285,34	R328,14	15,00%
	2001 - 2500	R306,76	R352,77	15,00%
	2501 - 3000	R353,11	R406,08	15,00%
	3001 - 4000	R492,69	R566,59	15,00%
	4001 - 5000	R629,42	R723,84	15,00%
	5001 - 6000	R766,16	R881,08	15,00%
	6001 - 7000	R908,37	R1 044,62	15,00%
	7001 - 8000	R1 039,62	R1 195,57	15,00%
	8001 - 9000	R1 175,41	R1 351,72	15,00%
	9001 - 10000	R1 340,66	R1 541,76	15,00%
	10001 - 12000	R1 519,25	R1 747,13	15,00%
	12001 - 14000	R1 718,98	R1 976,83	15,00%
	14001 - 16000	R1 918,74	R2 206,55	15,00%
	16001 - 18000	R2 118,23	R2 435,96	15,00%
	18001 - 20000	R2 317,99	R2 665,68	15,00%
	20001 - 22000	R2 517,47	R2 895,10	15,00%
	for every 2000 kg's over 22000 kg's	R124,30	R142,95	15,00%
3	Parking Fee: Fixed Wing Aircraft			
	Maximum certified mass in kg of aircraft up to and including			
	0 - 2000	R73,25	R84,23	15,00%
	2001 - 3000	R149,80	R172,27	15,00%
	3001 - 4000	R212,83	R244,75	15,00%
	4001 - 5000	R292,71	R336,62	15,00%
	5001 - 10000	R430,40	R494,95	15,00%
	10001 - 15000	R565,47	R650,30	15,00%
	15001 - 20000	R712,89	R819,82	15,00%
	20001 - 25000	R851,06	R978,72	15,00%
	for every 5000 kg's over 25000 kg's	R183,30	R210,80	15,00%

**SUSTAINABLE DEVELOPMENT AND CITIES DEVELOPMENT
MUNICIPAL BUSINESS ENTITIES MANAGEMENT**
Airport

		2024/25 Excl.Vat	2025/26 Excl.Vat	% Incr
4	Domestic Landings: Helicopters			
	Maximum certified mass in kg of aircraft up to and including			
	0 - 500	R23,07	R26,53	15,00%
	501 - 1000	R33,78	R38,84	15,00%
	1001 - 1500	R43,51	R50,03	15,00%
	1501 - 2000	R52,32	R60,17	15,00%
	2001 - 2500	R61,59	R70,83	15,00%
	2501 - 3000	R70,62	R81,21	15,00%
	3001 - 4000	R98,67	R113,47	15,00%
	4001 - 5000	R126,27	R145,21	15,00%
	5001 - 6000	R153,38	R176,38	15,00%
	6001 - 7000	R181,68	R208,93	15,00%
	7001 - 8000	R209,25	R240,63	15,00%
	8001 - 9000	R235,41	R270,72	15,00%
	9001 - 10000	R264,20	R303,82	15,00%
	10001 - 12000	R304,13	R349,74	15,00%
	12001 - 14000	R344,08	R395,70	15,00%
	14001 - 16000	R384,04	R441,65	15,00%
	16001 - 18000	R423,75	R487,32	15,00%
	18001 - 20000	R463,68	R533,24	15,00%
	for every 2000 kg's over 20000 kg's	R100,09	R115,11	15,00%
5	Parking Fee: Helicopter			
	Maximum certified mass in kg of aircraft up to and including			
	0 - 2000	R14,75	R16,96	15,00%
	2001 - 3000	R30,44	R35,01	15,00%
	3001 - 4000	R42,80	R49,22	15,00%
	4001 - 5000	R58,74	R67,55	15,00%
	5001 - 10000	R86,31	R99,26	15,00%
	10001 - 15000	R113,42	R130,43	15,00%
	15001 - 20000	R142,67	R164,07	15,00%
	20001 - 25000	R170,73	R196,34	15,00%
	for every 5000 kg's over 25000 kg's	R183,30	R210,80	15,00%
6	Landing Fee: Experimental Aircraft			
	Aircraft certified mass unlimited			
	0 - Unlimited	R150,04	R172,55	15,00%
MISCELLANEOUS CHARGES				
7	Access Control Permits			
	New security access permit including airside induction	R316,25	R363,69	15,00%
	Renewal of security access permit	R189,75	R218,21	15,00%
	Lost security access permit	R379,50	R436,43	15,00%
	Temporary security access permit including airside induction	R126,50	R145,48	15,00%
	Temporary visitor's day permit	R25,30	R29,10	15,00%
	Specialised vehicle security permit: Restricted airside area per annum	According to NAs R632,50	R727,38	15,00%
	Maintenance area: Private vehicle per annum	According to NAs R379,50	R436,43	15,00%

**SUSTAINABLE DEVELOPMENT AND CITIES DEVELOPMENT
MUNICIPAL BUSINESS ENTITIES MANAGEMENT
Municipal Market**

		2024/25 Excl.Vat	2025/26 Excl.Vat	% Incr
<u>Hiring, Storage and Ripening</u>				
1	Use of Handling Equipment			
	Hiring of light trolley (small) per day or part thereof	R2,75	R3,04	10,50%
	Hiring of heavy trolley (large) per day or part thereof	R8,22	R9,08	10,50%
Cold Storage of Fresh Produce or Other Articles				
2.a.	Storage tariffs of fresh produce or other articles (excluding bananas) in cold storage rooms per day or part thereof are indicated hereunder provided that the tariff shall not be less than R11,71 per pallet per day	R10,60	R11,71	10,50%
2.b.	Packed into containers (other than large bags or pockets), the size of which shall be calculated per cubic centimeter and such calculation shall be based on the outer dimensions of the container.			
	i) Per container not exceeding 10 000 cm³ (2 kg grape tray, S/L box)	R0,06	R0,06	10,50%
	ii) Per container exceeding 10 000 cm³ but not exceeding 20 000 cm³ (½ bushel, WB box, double layer, tomato box, lemon box, etc)	R0,12	R0,13	10,50%
	iii) Per container exceeding 20 000 cm³ but not exceeding 30 000 cm³ (jumble pack, multi-layer, pear box, and economy pack)	R0,17	R0,19	10,50%
	iv) Per container exceeding 30 000 cm³ but not exceeding 40 000 cm³ (economy pack)	R0,23	R0,25	10,50%
	v) Per container exceeding 40 000 cm³ but not exceeding 50 000 cm³ (apple, thrift pack, banana box)	R0,29	R0,32	10,50%
	vi) Per container exceeding 50 000 cm³ but not exceeding 60 000 cm³ (large cardboard box, timber crate – lettuce)	R0,34	R0,38	10,50%
	vii) Per container exceeding 60 000 cm³ but not exceeding 70 000 cm³/ 18kg economy pack	R0,40	R0,44	10,50%
	viii) Tariff for containers exceeding 70 000 cm³, per 10 000 cm³	R0,06	R0,06	10,50%
2.c.	Packed into bags or pockets or similar containers:			
	Per bag with net mass not exceeding 7 kg (½ pocket)	R0,10	R0,11	10,50%
	Per bag with net mass exceeding 7 kg but not exceeding 15 kg (Orange, Potato Pocket)	R0,19	R0,21	10,50%
	Per bag with net mass exceeding 15 kg but not exceeding 35 kg (Sugar pocket)	R0,48	R0,53	10,50%
2.d.	Unpacked bunched fresh produce or other articles:			
	Per five bunches	R0,12	R0,13	10,50%
2.e.	Unpacked loose units of fresh produce or other articles:			
	Per watermelon or pumpkin	R0,12	R0,13	10,50%
	Per unit of any other fresh produce or other articles.	R0,12	R0,13	10,50%

**SUSTAINABLE DEVELOPMENT AND CITIES DEVELOPMENT
MUNICIPAL BUSINESS ENTITIES MANAGEMENT
Municipal Market**

			2024/25 Excl.Vat	2025/26 Excl.Vat	% Incr
2.f.	Double the tariffs fixed in 2(b), (c), (d) and (e) shall be payable in respect of cold storage of fresh produce or other articles not purchased on the market or sold through the market.				
3	Tariffs for Bananas				
3.a.	Ripening				
	Per standard 20 kg banana box				
		per week	R4,19	R4,63	10,50%
		per day	R0,60	R0,66	10,50%
	Per 10 kg banana box				
		per week	R2,09	R2,31	10,50%
		per day	R0,30	R0,33	10,50%
3.b.	Storage				
	Per banana box per day		R0,29	R0,32	10,50%
4	Tariff for Storage				
	Fresh produce sold and not removed from the market hall by 1 p.m on the day of purchase, shall be subjected to a fee of <u>R2,10</u> per unit per day or part thereof.				
			R1,90	R2,10	10,50%
5	Salesmen's Permits				
	Salesmen's Permits monthly fee		R10,61	R11,73	10,50%
6	a. Loading Bays – per annum		R797,00	R880,69	10,50%
	b. Reserved Open Parking Bays for Agents – per annum		R797,00	R880,69	10,50%
7	Cage Hire – per month		R417,72	R461,58	10,50%
8	Digital Prints – Condemned Produce (Cost to Agent) – per print		R19,78	R21,86	10,50%
9	Transaction Charge		R0,58	R0,64	10,50%
10	First Issue of Card		R35,25	R38,95	10,50%
	2nd Issue		R44,75	R49,45	10,50%
	3rd Issue		R89,50	R98,89	10,50%
11	Floor Storage per day		R49,18	R54,34	10,50%

**MISCELLANEOUS CHARGES
ALL DEPARTMENTS**

		2024/25 Excl.Vat	2025/26 Excl.Vat	% Incr
1	Duplicate Statement Fee First two statements per request More than two statements per request per statement Plus the search fee as per 5 below	R5,93	R6,56	10,50%
2	For every photocopy of an A4 size page or part thereof For every photocopy of an A3 size page or part thereof	R7,91 R11,87	R8,74 R13,11	10,50% 10,50%
3	Laminations - A4 size page or part thereof PLUS prevailing Cost of the Lamination Sheet/s Laminations - A3 size page or part thereof PLUS prevailing Cost of the Lamination Sheet/s	R7,91 R11,87	R8,74 R13,11	10,50% 10,50%
4	Fax Charges – A4 size page or part thereof PLUS costs relating to the transmission of the facsimile	R7,91	R8,74	10,50%
5	To search for and prepare any reconciliation, for each hour, or part of an hour, excluding the first half hour, reasonably required for such search and preparation. PLUS Administration Fee (Excluding applications made in terms of the Promotion of Access to Information Act, No. 2 of 2000) PLUS all copies incidental to complete the reconciliation	R158,23 R49,45 R5,93	R174,84 R54,64 R6,55	10,50% 10,50% 10,50%
6	Consumer's Dishonored Cheques - Penalty PLUS Administration Fee	N/A- Cheques are no longer in use N/A- Cheques are no longer in use	N/A- Cheques are no longer in use N/A- Cheques are no longer in use	
7	Commission Charged in respect of Easy Pay cheque payments which have dishonored, will be payable by the consumer plus <u>R38.07</u> administration fee.	N/A- Cheques are no longer in use	N/A- Cheques are no longer in use	
8	Fee to finalise erroneous EFT's, Deposits or Payment Transfers Plus administrative costs to finalise these transactions: Amounts between R1 to R1,000 Amounts between R1,001 to R5,000 Amounts between R5,001 to R10,000 Amounts in excess of R10,000 The bank fees and administrative costs must be paid first or deducted from the refundable amount upon confirmation by the ratepayer or consumer in writing, prior to the refund being processed. All refunds will only be released upon confirmation by the bank that the monies in question are in our account. The waiting period for these refunds will be between 7 to 10 days.	R40,16 R158,66 R217,11 R334,02 R501,03	R44,38 R175,32 R239,91 R369,09 R553,64	10,50% 10,50% 10,50% 10,50%
9	Charges for Credit and Debit card payments in excess of R3000.00 PLUS Administration Fee - card payment	Charged at 1% of card payment fee R40,16	Charged at 1% of card payment fee R44,38	10,50%

**SURCHARGES
ALL DEPARTMENTS**

1	Interest rate per annum (calculated on daily outstanding balance)	11,75%	11,25%
2	Collection Charge Rate per annum	0%	0%

PROMOTION OF ACCESS TO INFORMATION ACT

Applications made in terms of the Promotion of Access to Information Act, No. 2 of 2000

Schedule of Charges

Public and private bodies registered under the Value-Added Tax Act, No. 89 of 1994, as vendors may add value-added tax to all fees prescribed in this section.

	2024/25 Excl. Vat	2025/26 Excl. Vat	% Incr
1. For purposes of section 22(2) of the Act, the following applies: (a) Six hours as the hours to be exceeded before a deposit is payable; and (b) one third of the access fee is payable as a deposit by the requester.			
2. The actual postage is payable when a copy of a record must be posted to a requester.			
3. The request fee payable by every requestor	R100	R105,00	5,00%
4. Photocopy of A4-size page	R1.50 per page or part thereof	R1.58 per page or part thereof	5,00%
5. Printed copy of A4-size page For a copy in a computer-readable form on:	R1.50 per page or part thereof	R1.58 per page or part thereof	5,00%
6. (i) Flash drive (to be provided by requestor)	R5.00	R5,25	5,00%
(ii) Compact disc:	R40.00	R42,00	5,00%
If provided by requestor	R40.00	R42,00	5,00%
If provided to the requestor	R60.00	R63,00	5,00%
7. For a transcription of visual images	Service to be outsourced. Will depend on quotation from Service Provider	Service to be outsourced. Will depend on quotation from Service Provider	
8. Copy of visual images	Service to be outsourced. Will depend on quotation from Service Provider	Service to be outsourced. Will depend on quotation from Service Provider	